

Project title	Developing alternatives to peat in casing materials for mushroom production
Project number:	M 060
Project leaders:	Dr Ralph Noble
Report:	Annual report 2014
Key staff:	Andreja Dobrovin-Pennington
Location of project:	East Malling Research, Pershore Centre and grower sites
Project coordinator:	Mr James Rothwell
Date project commenced:	1 January 2013
Date project completed (or expected completion date):	30 June 2015
Key words:	Mushrooms, Casing, Peat Alternatives

DISCLAIMER

While the Agriculture and Horticulture Development Board seeks to ensure that the information contained within this document is accurate at the time of printing, no warranty is given in respect thereof and, to the maximum extent permitted by law the Agriculture and Horticulture Development Board accepts no liability for loss, damage or injury howsoever caused (including that caused by negligence) or suffered directly or indirectly in relation to information and opinions contained in or omitted from this document.

©Agriculture and Horticulture Development Board 2015. No part of this publication may be reproduced in any material form (including by photocopy or storage in any medium by electronic mean) or any copy or adaptation stored, published or distributed (by physical, electronic or other means) without prior permission in writing of the Agriculture and Horticulture Development Board, other than by reproduction in an unmodified form for the sole purpose of use as an information resource when the Agriculture and Horticulture Development Board or AHDB Horticulture is clearly acknowledged as the source, or in accordance with the provisions of the Copyright, Designs and Patents Act 1988. All rights reserved.

AUTHENTICATION

Signed on behalf of: East Malling Research

Signature:..... *Date:*

Dr Mark Else
Senior Programme Leader

CONTENTS

Grower Summary	1
Headline	1
Background and expected deliverables	1
Summary of the project and main conclusions	2
Financial benefits	3
Action points for growers	4
Science section	5
Introduction	5
Materials and Methods	12
Results	19
Discussion	52
Conclusions	54
Glossary	55
References	56

GROWER SUMMARY

Headline

- Addition of 12.5% of bark fines or 6.3% each of bark fines and mature green waste compost, together with additional water, to peat casing was either beneficial or neutral to mushroom yield.
- Recycled cooked-out casing could be used at 25% with no effect on mushroom yield. A MushComb casing separator machine or inserting a plastic mesh between the compost and casing layers were shown to be possible options in recycling spent casing.
- Mushroom yields from casing prepared from rewetted blocking peat and milled peat fines were comparable with those from wet dug peat casings.
- Positive Taqman PCR test results for *P. tolaasii* and large increases in *Pseudomonas* sp. populations in the casing from application to after the 2nd flush generally corresponded with the occurrence of moderate or severe bacterial blotch.

Background and expected deliverables

Previous research has shown that the most promising peat substitutes in mushroom casing are composted bark fines, mature green waste compost, coir, recycled casing, recycled granulated waste rockwool slabs and filter cake clays. Coir was incorporated into some commercial blends for several years but it is no longer used due to the increased demand and cost of the raw material, particularly for uses such as strawberry grow bags. However, spent coir is a significant disposal problem for the soft fruit industry. In this project, the effect of using the above materials individually and in combinations of materials was investigated. The specific objectives of the project were:

1. To update and summarise any more recent information on peat alternatives in casing published since AHDB Horticulture project M 53
2. To produce data that meets the requirements of EA low risk waste status and/or food safety regulations
3. To undertake commercial farm trials with the five most promising alternative materials identified from small-scale experiments in M 38 and M 53
4. To test how experimental physical, chemical and microbial standards for casing materials relate to mushroom yield, quality and blotch incidence on commercial farms

5. To electronically monitor crop water management and casing water status, and determine how these interact with the performance of casing materials and the occurrence of blotch
6. To communicate and disseminate results to industry
7. To monitor industry uptake of peat substitute casing materials.

Summary of the project and main conclusions

Discussions with several European casing manufacturers have shown that decreasing availability of wet dug peat for mushroom casing is a problem not only in Britain but also in the Netherlands and Belgium. Other types of peat and peat production by-products are available in Britain in sufficient quantities to supply the mushroom industry. A review of potential alternatives to wet dug peat has shown that the most promising peat alternatives were composted bark fines, granulated recycled rockwool slabs, recycled casing, spent coir from grow bags, PAS 100 green waste compost, and filter cake clays.

The following casing materials were used as peat substitute materials in the experiments: (a) pine bark fines (b) mature green waste compost (GWC) (c) used granulated rockwool slabs (d) cooked-out separated spent mushroom casing (e) clay from sand quarries (f) spent coir from strawberry grow bags. The materials were used as individual peat substitutes and in two- and three- way mixes in some of the trials. Peat substitute materials were tested in four peat-based casing materials: three were commercial products containing wet dug peat and sugar beet lime (SBL) (Harte, Sterckx and Topterra) and a fourth casing (Everris) consisted of blocking peat, milled peat fines and SBL or ground chalk.

The main conclusions from the review and mushroom cropping trials conducted at five farms were:

1. The supply of wet dug peat has been discontinued in Britain and dwindling supplies in Germany are also of concern to casing manufacturers in the Netherlands and Belgium.
2. Other types of peat and peat production by-products are available in Britain in sufficient quantities to supply the mushroom industry.
3. A review showed that the most promising alternatives to peat were composted bark fines, granulated recycled rockwool slabs, spent coir from grow bags, PAS 100 green waste compost, and filter cake clays.
4. Mushroom yields and quality from an Everris casing prepared from partially dried blocking peat and milled peat fines were similar to Harte and Topterra casings prepared from wet dug peats.

5. The effects of adding 25% bark fines on mushroom yield were inconsistent between farms. However, addition of 12.5% of bark fines or 6.3% each of bark fines and GWC, together with additional water, to peat casing was either beneficial or neutral to mushroom yield.
6. GWC was unsuitable at an inclusion rate of 25% but at 12.5% had no overall effect. It was best used at 6.3% in conjunction with a similar volume of bark.
7. The effect of addition of 25% recycled rockwool at all three farms where it was tested and in three types of casing was not significant compared with the respective peat control casings.
8. Recycling cooked-out spent casing at 25% had no overall effect on mushroom yield. Casing with salt or disinfectant must be avoided for use in recycling. A MushComb casing separator machine or inserting a plastic mesh between the compost and casing layers were shown to be possible options in recycling spent casing.
9. Filter cake clay at 20% reduced mushroom yield but the effect of 12.5% clay was not significant. However, the material was difficult to mix evenly through the casing.
10. Spent coir was unsuitable for casing because it encouraged green mould.
11. Casing materials with a volumetric water retention at saturation of at least 67% were more suitable than materials with a lower water retention when saturated.
12. Maintaining a casing water volume of at least 61% during cropping produced a better yield than maintaining a lower water volume.
13. Casing water tensions were consistently greater in the second flush than in the first flush across all the farms, in spite of second flush yields being similar or lower than first flush yields; this indicates that more water needs to be applied after the first flush, without draining into the compost.
14. The occurrence of bacterial blotch was not primarily related to the initial population of *Pseudomonas* sp. in casing materials; blotch was mainly associated with one farm which may have had environmental conditions conducive to the disease.
15. Positive Taqman PCR test results for *P. tolaasii* and large increases in *Pseudomonas* sp. populations in the casing from application to after the 2nd flush generally corresponded with the occurrence of moderate or severe bacterial blotch.

Financial and environmental benefits

Recycling of spent casing is a viable option if the casing is cooked out, not treated with salt or disinfectant and a method for removing the casing layer from the compost is available. This work has shown that the MushComb casing separator or a separating plastic net positioned between the casing and compost at the time of casing are possible options.

Casing prepared from dried blocking peat and milled peat fines, and rewetted before use, can produce comparable mushroom yields and quality to casing prepared from wet dug peat. This could reduce dependency of the British mushroom industry on imports of wet dug peat. The addition of bark and/or GWC at inclusion rates of 6.3-12.5% v/v, together with additional water, to peat casing may give yield benefits on some farms. This work has shown that mushroom crops are under greater water stress in the second flush than in the first, indicating that more water needs to be applied to the casing after the first flush, without draining into the compost. The Taqman PCR test for *P. tolaasii* and the measurement of *Pseudomonas* sp. in casing should help to identify conditions that are conducive to bacterial blotch.

Action points for growers and casing producers

- Investigate removal and re-use of cooked out casing – salt or disinfectants must not be applied to the casing before reuse.
- Addition of small (6.3%) amounts of bark and GWC, together with additional water, to peat casing may give yield benefits on some farms. Further work is needed to test if these additions can be made in a casing hopper without the need for a casing mixer.
- Casing prepared from blocking peat and milled peat is a viable alternative to wet dug peat for casing; however, the use of these partially dried peat sources would require a casing mixer.
- Water tension in the casing is much greater in the second flush than in the first flush, indicating that more water needs to be applied after the first flush, without draining into the compost. Volumetric water content of the casing should be kept at least 61% during cropping.
- In the event of a blotch problem, testing of casing during the cropping period using the Taqman PCR test for *P. tolaasii*, and for the total population of *Pseudomonas* sp. may identify where conditions are favourable for the disease.

SCIENCE SECTION

Introduction

Commercial and scientific developments that have occurred in peat substitution since M 55

Previous AHDB Horticulture funded research in projects M 38 and M 53 and a subsequent review in project M 55 showed that the most promising peat substitutes in mushroom casing were coir, composted bark fines, green waste compost, recycled casing and recycled granulated waste rockwool slabs. Coir was incorporated into some commercial blends for several years but it is no longer used due to the increased demand and cost of the raw material, particularly for uses such as strawberry grow bags. However, about 20,000 cubic metres of spent coir are discarded annually from the soft fruit industry and this is a potential source of material for mushroom casing. Bark was not taken up commercially due to cost. However, composted bark fines (the most suitable grade for casing) are now more available (Melcourt) and large supplies of aged bark are available in Scandinavia (Lindum). Small-scale experiments in M 53 also showed that it could be used beneficially in peat-based casing at 25% v/v. Increased cost of landfill disposal of used rockwool slabs means that granulating for re-use is now a cheaper option (Grodan, Cultilene).

Results presented in the review M 55 showed that separated spent casing performed better than mixed spent mushroom compost (SMC) as a casing ingredient. A machine for separating casing from the compost at emptying has been developed by MushComb in the Netherlands (see report of visit below). Royse et al. (2008) developed a method for removing the casing layer from mushroom beds after cropping by inserting a plastic mesh layer between the compost and casing layer during shelf filling.

Sturgeon (2011) reported on the use of composted green waste in casing. Cropping results with proportions of mature green waste compost (GWC) in casing in project M 53 were variable, although cropping results with one source of matured compost used at up to 25% by volume with Everris casing were comparable with yields from the control Everris casing. The variability in mushroom yield obtained from different sources of GWC was not explained by differences in physical or chemical properties such as electrical conductivity. As with sugar beet lime (SBL) used in casing (Visscher 1988), it is likely that maturity and stability of GWC are important characteristics. Due to the abundance (>4 million m³), local availability and relatively low cost of GWC, identifying suitable sources and desirable characteristics of the material, would be worthwhile, even for low inclusion rates in mushroom casing.

Following research conducted at HRI in the 1990s, multi-roll filter cake (MRF), a clay filter-cake by-product from the coal mining industry was developed as a commercial casing ingredient by Tunnel Tech-ECB and used by several mushroom farms for over six years. The development achieved a 'Science into Practice Grower of the Year Award' for Tunnel Tech in 2005. However, new Environment Agency (EA) waste legislation prevented the use of MRF in mushroom casing from 2008 until the material was granted a low risk waste exemption in 2012. The increase in sand and aggregate washing plants means that similar clay-like filter cakes are now more widely available than MRF. Pale colour means that these filter cakes are more attractive as a casing ingredient than MRF. Due to similar water holding characteristics, filter-cakes and mature composts also have the potential to replace SBL, a significant cost component in casing. The decline in the sugar industry in Britain and Ireland means that there is less SBL available and transportation distances to casing production has increased. Results from small-scale experiments in M 53 showed that a combination of a dense material (filter-cake) and a light material (used rockwool) performed better as a casing peat substitute than the individual materials.

Other materials that have been tested for use as casing materials for cultivation of *Agaricus bisporus* or *Agaricus blazei* in recent years include leached sugarcane bagasse (Booyens 2012; van Rooyen 2012), subsoil and charcoal (De Siqueira et al 2009; Coluato et al 2011), lime schist (Colauto et al 2010), composted vine shoots (De Juan et al 2003; Pardo et al 2003) and vermicompost (Garcia et al 2008; Zakaie et al 2013). However, cropping results were generally inferior to those obtained from peat casing.

In Britain, supplies of wet dug peat are no longer available and all wet dug peat casing is imported from Ireland, Belgium and the Netherlands. Casing in the latter two countries is produced using German peat, the supplies of which will be exhausted in the next 20 years. The Polish mushroom industry still has plentiful supplies of peat in Poland and the Baltic States.

In the UK, black peat for blocking composts, milled brown peats and by-product peats are still available in sufficient quantity to supply the British mushroom industry. Unlike wet dug peat, these other sources of peat are partially dried during harvesting and processing, and therefore require rewetting before use as mushroom casing. Casing producers in the Netherlands are currently examining increasing the proportion of blond peat, which is still widely available, and reducing the quantity of black peat, which is becoming scarcer. Research in INAGRO, Belgium is examining the use of wood fibre and vermiculite as casing ingredients (Pyck, pers. comm. 2013). Wood fibre performed poorly in M 53 because it did not have sufficient water retention. Vermiculite was examined extensively as a casing ingredient at HRI (Noble & Gaze, 1995) but was too expensive and had a tendency to stick to the mushrooms.

BVB Substrates Netherlands (Jos Amsing). BVB currently produces casing from mixtures of frozen black peat and unfrozen deep dug black peat together with sugar beet lime. They are investigating using more blond peat and less black peat in the casing. Natural clay is too variable to use in casing. They have investigated using sludge from a vegetable washing plant (mainly small particle soil) dewatered with polymers (particularly natural polymers). Research is also looking at relating properties (e.g. plasticity and water holding characteristics) of casing to performance.

CNC Netherlands (Caroline van der Horst and Wim Aarts). They have examined the use of granulated rockwool in casing but had problems with plastic pieces because the blocks were not de-sleeved before grinding.

Topterra Netherlands (Ge Wijnands and Lam Janssen). They are conducting peat alternatives research in conjunction with Wageningen University.

McDon Peat Ireland (Martin McCourt). Currently they prepare casing mixes containing wet deep dug peat together with sugar beet lime, chalk and ground marble.

Harte Peat Ireland (Aidan O'Harte). They are not currently conducting research into peat alternatives but are interested in any usable developments.

Table 1. Peat alternative casing materials examined in the review and the maximum and minimum rates used.

Material	Rates, % v/v		References
	Min	Max	
Bark	25	100	7
Charcoal	25	30	1
Clay, MRF	25	90	8
Coir	25	100	8
Composted vine shots	25	25	2
Green waste compost	10	25	1
Lime schist	100	100	1
Rockwool used	100	100	3
Soil	50	100	3
Spent casing	50	100	3
Spent coir	Not tested in casing		
Sugar cane bagasse	?	?	2
Vermicompost	50	100	2

Developments in the recycling of spent casing, particularly in the Netherlands

There has been a large amount of research into using spent mushroom compost (SMC) for re-use in casing, most recently by Barry et al (2008) who demonstrated a clear negative effect on yield. This effect was alleviated by leaching but this is not a practical solution in the UK. More promising has been the re-use of separated spent casing (Nair & Bradley, 1981). Royse et al. (2008) developed a method for removing the casing layer from mushroom beds after cropping by inserting a plastic mesh layer between the compost and casing layer during shelf filling. Similarly, Farsi et al (2011) removed casing from compost using a perforated plastic mesh inserted between the compost and casing layers at filling. This had no effect on mushroom yield. Recycled casing was composted for 3 weeks and then leached. Mushroom yield from the recycled casing was not significantly different to that from fresh casing.

MushComb in the Netherlands have developed a machine for separating the casing from the compost on emptying shelves. Oei (2011) states that by using this technology, 50-75% of casing can be recycled with only a 5-10% reduction in yield compared with using fresh casing. Experiment results in project M 53 have shown that 25% v/v can be recycled without a mushroom yield penalty.

Discussion with Bob Holtermans and Roel Drissen, MushComb at Sikes mushroom farm, Ysselsteijn, Venray, Netherlands

MushComb have produced one large machine for separating casing from compost at emptying in the Netherlands and two smaller machines (for UK and Malaysia). The machine at Sikes is used at four different sites.

No crops are fully cooked-out in the Netherlands but nets are steamed and rooms may be given a short steaming treatment before emptying. The casing separator is placed between the emptying winch and the shelving. Casing is removed from compost during emptying by an Archimedean screw mechanism (Fig. 1). The separated casing is emptied into a separate trailer to that used for the underlying compost (Fig. 2). Emptying speed is similar to a conventional shelf emptying machine. The compost is sent to Germany because field disposal in the Netherlands is no longer allowed under EU Nitrate Vulnerable Zones (NVZ) rules. A small amount of compost goes to burning but no casing must be present in this material. Casing can be disposed of in the Netherlands on to the field because it has a much lower nitrogen content than the compost. Transport cost of disposal is therefore reduced compared with disposal of the entire SMC. There are no facilities on-site at Sikes for remixing casing. The separated casing is sent to another site and stored for three weeks to allow the mushroom residues to break down. More mushroom residues are

present on the casing in machine harvested crops than in hand picked crops. A shorter period than three weeks for casing from hand-picked crops may be possible. The stored casing is then steamed at 65°C before being sent to a casing producer for remixing with new casing. This was done by Topterra and BVB Euroveen but due to mould problems, this is now done at another site which is not producing conventional casing. An inoculum of *Bacillus subtilis* (Serenade) is added to the steamed casing to reduce the risk of *Trichoderma* growing on the chogs. The reused casing is mixed at 30% with fresh casing.



Fig. 1. MushComb casing separator in use at a shelf farm in the Netherlands



Fig. 2 Separated casing and compost filled into two trailers before being sent for recycling or land spreading respectively.

Changes in the legislation affecting the use of different raw materials in growing media

PAS100 composts are marketed as soil amendments and are not classified by the EA as wastes. Multi-roll filter cake has a low risk waste exemption for use in mushroom casing by the EA. Spent compost or casing recycled on-site in new casing would be exempt from waste regulations, other than storage limits. Spent mushroom compost also has a low risk waste exemption for bagging, but there is a restriction in quantity of 50 tonnes on-site before bagging. Used rockwool is classified as a waste; it currently has a low risk status waste exemption for re-use in the production of new rockwool growing slabs. It does not yet have this exemption for use in a mushroom casing material. Spent coir from strawberry grow bags would also be classed as a waste. Analysis of these spent materials and mushrooms grown on them for pesticide residues and heavy metals would be needed to achieve a waste exemption for use in mushroom casing from the EA.

SMC now has an end-of waste exemption from the Northern Ireland Environment Agency, and is not regarded as a waste in France or Spain, nor is cooked-out SMC in Germany (Anon, 2010a,b, 2013). SMC can be used a growing medium component, including mushroom casing, in these countries.

Defining the properties of the optimum casing material

There are currently no parameters for defining the properties of the best peat or peat substitute casings. Increasing salt content or electrical conductivity of casing has generally been found to reduce mushroom yield; this was confirmed in AHDB Horticulture project M 53. Previous work has found conflicting evidence for the importance of water and air

holding characteristics of casing materials for mushroom yield. Project M 53 found that the Air Filled Porosity (AFP) of a casing material explained 50% of its cropping potential, with an optimum AFP value of about 19% v/v. Coluato et al (2010) found that the yield of *Agaricus blazei* was optimum when the proportion of microporosity in a casing was 49 to 55% of total porosity (microporosity was defined as the volume of water retained divided by the drainage water from a sample). Zied et al (2011) found that the yield of *Agaricus blazei* correlated positively with the water holding capacity and negatively with bulk density of ten different soils used for casing but there was no effect of casing porosity on mushroom yield. Rangel et al (2008) measured the porosity and water holding capacity of different casing materials but no clear relationship with mushroom yield was found.

Improved control of water management and blotch using different casings

In project M 35, the availability of water from peat casing was measured electronically using tensiometers which record the water tension (matric potential) on a data logger. Watering patterns on different farms and in different crops and casings were monitored with electronic tensiometers. Periods with over-wet or dry casing were detected from the graphical output of the tensiometer data and related to cropping problems and the occurrence of water stress symptoms such as watery flesh, distorted caps or leggy stems. Watering regimes on mushroom farms are often aimed at bacterial blotch prevention rather than maximising mushroom yield. Data from electronic tensiometers should enable the water requirements of the mushroom crop grown with different casing materials to be more precisely controlled.

Previous work has shown that casing materials differ in the populations of pseudomonad bacteria present, and there is a large increase in the casing population during the life of a crop (Noble et al. 2003, 2009). However, it is not known what proportion of the pseudomonads cause blotch. A real time PCR diagnostic test for mushroom blotch pathogenic *Pseudomonas tolaasii* has been developed in project M 54. The test can distinguish bacterial blotch causing strains from other pseudomonads in pot experiments using introduced inoculum. Although ginger blotch causing strains are not distinguished, this is not currently regarded as a significant cause of crop loss. The diagnostic test can potentially be used on commercial casing materials to determine the risk from blotch if conditions are also conducive. It is well established that amendment of peat growing media with organic amendments such as bark and composts can suppress soil-borne plant pathogens (Noble & Coventry, 2005), although the effect of casing amendments on the occurrence of bacterial and fungal mushroom pathogens is unknown.

Materials and methods

General cropping procedure

Replicated tray cropping experiments were conducted at Chelbury Mushroom Farm, Gloucestershire (twice), Flixton Mushrooms, Norfolk (once), Little Hall Farm, Lancashire (twice) and Thakeham Mushroom Farm, Sussex (twice). Larger-scale validation trials were also conducted at Little Hall Farm in trays and at May Farm, Cambridgeshire in shelves.

Compost spawn-run with the strain A15 was filled into wooden cropping trays or shelves (Table 2). Spawn-run compost (cassing) or Casing Inoculum (CI) was mixed into wetted casing materials, except at farm E where compost was 'ruffled' into the casing layer at filling of shelves (Table 2). Casings were applied to trays or shelves to a depth of 50 mm. The trays were stacked five high. The trays or shelves were watered after application, at two-day intervals until airing, after the first mushrooms were about 15 mm diameter, and after the first and second flushes of mushroom were picked. The water application in the initial mixing of the casings, and watering after application of the casings to the cropping trays was adjusted to maintain a moisture content of about 60-65% v/v. The air in the cropping rooms was recirculated and the relative humidity maintained at 95 -98% until mycelial growth in the casing layer had become established, about 6 days after application. Fresh air was then introduced into the growing room and the relative humidity reduced to 88 - 91%.

Mushrooms were mainly picked with the veils closed at a diameter of 35 – 45 mm, over a 23 day period (three flushes) with the first flush being picked c. 17 days after the application of the casings. The weights of mushrooms, mainly picked as large buttons (25 to 35 mm) were recorded daily. The appearance of bacterial blotch, green mould and other diseases was recorded.

Representative samples of the casing materials used in the above farm trials were also used in small tray cropping tests at Moreton Mushrooms, Daventry, Northants, according to the methods described in AHDB Horticulture report M 53.

Table 2. Tray or shelf plot area, compost fill and application rates for cacking, casing inoculum (CI) and casing at different farms.

Farm	Area m ²	Compost fill kg/m ²	Cacking or CI per m ³ casing	Casing L/m ²
A	0.93	97 (Phase II)	CI, 2 L	54
B	2.40	125 (Phase II)	CI, 0.97 kg	54
C	2.30	78 (Phase III)	cacking, 6.3 kg	54
D	2.20	78 (Phase III)	cacking, 9.2 kg	54
E	5.00	80 (Phase III)	ruffled	54

Casing treatments

The following casing materials were used as peat substitute materials:

- (a) Growbark Pine, composted bark fines, Melcourt Industries Ltd., Tetbury, Glocs.
- (b) Green waste compost (GWC), PAS 100 standard, composted and matured for at least 6 months, White Moss Horticulture, Kirkby, Liverpool, Merseyside.
- (c) Used granulated rockwool slabs (obtained from cucumber and tomato growers), composted for 6 months, Materialchange, Helmsden, Northants.
- (d) Recycled, cooked-out separated spent mushroom casing
- (e) Clay from sand quarries (Marshalls, Rawtenstall, Lancashire and Dewsbury, W. Yorks)
- (f) Spent coir from strawberry grow bags (Hugh Lowe Farms, Kent and Haygrove Ltd, Hereford).

The above materials were used as individual peat substitutes. Bark (a), GWC (b) and clay (e) were also used in two- and three-way mixes in some of the trials (Table 3). Peat substitute materials were tested in four peat-based casing materials (Table 3). Three of the peat-based casings were commercial products containing wet dug peat and sugar beet lime (SBL) (Harte, Sterckx and Topterra) and when used alone or with 20% clay require little or no wetting before application. The Everris casing consisted of 50% v/v blocking peat, 30% v/v milled peat fines and 15% SBL (British Sugar) or ground chalk, <2 mm grade (Needhams Chalks) and required wetting before application (Table 3). All the other substitute materials used with Harte, Topterra, Everris or Sterckx casing required various quantities of water during mixing before application (Table 4). Where substitute materials, except clay, were added to these casings, additional water needed to be added during mixing. Everris casing prepared from partially dried peats required wetting during mixing, irrespective of whether substitute materials were added.

Table 3. Casing treatments used at farms A, B, C and D in replicated tray experiments.

A1, A2, C1, C2, D1 and D2 refer to two crops grown at farms A, C and D.

Casing substitute, % v/v	Peat + Sugar beet lime or chalk casing		
	Harte	Everris	Topterra
Control, none	A1, A2, B, C2, D1, D2	A1, A2, C1, C2, D2*	C1, C2
Bark, 12.5	A2, D1	A2, C2, D2*	C2
Bark, 25	A1, A2, B	A1, A2	C1
GWC, 12.5	A2, D1	A2, D2*	-
GWC, 25	A1	A1	-
Spent casing, 25	A1	A1	-
Spent coir, 25	A1, B	A1	C1
Recycled rockwool, 25	A1, B	A1, C1	C1
Clay, 12.5	-	C1	C2
Clay, 20	B	-	-
Bark 12.5; Clay 12.5	-	C2	-
Bark 6.3; GWC 6.3	D1	D2*	-
Bark 6.3; GWC 6.3; Clay 6.3	D1	-	-

* with ground chalk

- treatment combination was not examined

Table 4. Volume of water added at mixing in casing trials in Table 3, litres water/m³.

Casing substitute, % v/v	Harte	Everris	Topterra
Control, none	0,9,0,0,0,0	129,156,129,129,228*	0, 0
Bark, 12.5	45, 46	182, 129, 228*	66
Bark, 25	16, 59, 60	118, 163	66
GWC, 12.5	45, 46	201, 228*	-
GWC, 25	21	118	-
Spent casing, 25	18	118	-
Spent coir, 25	41, 51	94	59
Recycled rockwool, 25	53, 133	129, 129	81
Clay, 12.5	-	133	20
Clay, 20	0	-	-
Bark 12.5; Clay 12.5	-	129	-
Bark 6.3; GWC 6.3	60	228*	-
Bark 6.3; GWC 6.3; Clay 6.3	65	-	-

* with ground chalk

- treatment combination was not examined

Table 5. Casing treatments used at farms A and E in larger-scale validation trials.

Casing substitute, % v/v	Peat + Sugar beet lime or chalk casing		
	Harte	Everris	Sterckx
Control, none	A	-	E
Spent casing, 25	-	-	E
Bark 6.3; GWC 6.3	-	A*	-
With net to remove casing	A	-	-

* with ground chalk

- treatment combination was not examined

In the initial replicated tray experiments, casings were mixed by shovel in half pallet boxes, and applied to trays by hand. In subsequent validation trials, casings were mixed and applied mechanically to trays or shelves. At farm E, blending of spent casing with fresh casing was achieved by loading a bulk bag of spent casing in the loading hopper (Fig. 3).

At farm A, the use of a plastic shelf net, placed on the Phase III compost in the trays before casing, on cropping was investigated. This enabled the spent casing to be removed from the spent compost at the end of cropping (Fig. 4). The netting was supplied by Tencate Geosynthetics Europe, Alemelo, Netherlands.

In each replicated tray crop, three replicate trays of each treatment were prepared, with the three replicates positioned in different stacks and layers. In validation trials, ten trays or part shelves were cased with individual treatments (Table 5).



Fig. 3 Blending of 25% spent casing with fresh casing before shelf filling.



Fig. 4 Plastic shelf net applied to compost surface before casing, to remove spent casing layer at the end of cropping.

Small scale cropping and mycelium growth bioassay tests

Representative samples of the casing materials produced commercially were tested in small-scale cropping tests against standard peat-based casings in replicated tray experiments at Moreton Mushrooms, Daventry, Northants. Mushroom pinning, yield, quality grades, cleanness and disease incidence from each material was assessed according to methods described in AHDB Horticulture Report M 55. Mycelial growth rate in casing materials was determined in glass cylinders according to the method in Noble et al, (1999).

Measurement of casing water tension

The availability of water from the casing was measured electronically using tensiometers which measure the water tension (matric potential) on a continuous basis using data loggers. Miniature tensiometers (type SWT5, Delta-T Devices Ltd, Cambridge) were positioned in the casing layers at the time of casing application. The matric potential of the casings were continuously recorded on a data logger (type DL2e Delta-T).

Properties of casing materials

Samples of casing (three 200 g samples from different trays of each treatment) in each test crop were analysed for gravimetric moisture content.

The following physical and chemical analyses were conducted on two replicate samples of the peat + SBL casing samples and alternative materials before and after mixing: AFP, compacted bulk density, pH and EC (Noble & Dobrovin-Pennington, 2012). AFP was measured using two different methods, described in AHDB Horticulture report M 35. These are based on the volume of drainage water from a saturated sample, and on the fresh and dry weights of a saturated and drained sample, and a formula based on the density of organic matter in peat. The water holding capacity after free drainage in a 'Campot' test cylinder was determined according to AHDB Horticulture Report M 35.

Compost stability test by measuring carbon dioxide evolution

A method for measuring the stability of bark and GWC samples used in the project was based on a modified method of Llewellyn (2005). Two further GWC samples from J. Moody, Wolverhampton and Organic Recycling, Peterborough were tested for comparison. Compost or bark samples (200 g), wetted to 50% w/w moisture, were placed in a 2 litre glass flask and incubated at 30°C. The CO₂ concentration in the flasks was measured and the air inside the flasks was then purged at daily intervals for five days. The

respiration of the compost sample was determined from the total CO₂ evolved from the sample and the organic matter (volatile solids) content of the sample. Two replicates of each compost batch were analysed.

Total pseudomonad populations in casing samples

Pseudomonad populations in the casing materials at the start (fresh casing samples) and between the 2nd and 3rd flush of the experiments were determined by preparing suspensions of two replicate samples of 1 g casing in 9 mL sterile deionised water (Noble et al, 2009). Serial dilutions of the suspension were spread on pseudomonad isolation agar (PIA) (Difco Laboratories, Detroit, Michigan) and incubated at 25°C for 48 h to determine the total pseudomonad populations as colony forming units per gram casing (cfu g⁻¹).

Evaluation of a real-time PCR test for detection of *Pseudomonas tolaasii*

The real-time PCR test results for detection of *P. tolaasii* are given as Critical Threshold (CT) values (critical threshold at which amplification starts). Samples of casing were taken at the start (fresh casing) and between the 2nd and 3rd flush of crops. DNA extracted from each sample was tested in duplicate. A CT of 40 indicates no amplification within the maximum number of 40 PCR cycles (i.e. a negative test). A CT value below 40 indicates amplification (a positive test) and the lower the CT the earlier amplification has started, indicating higher target DNA concentrations in the sample. As a general rule, a difference of 3 CTs represents a 10 fold difference in target DNA levels. In the test validation work in AHDB Horticulture project M 54, DNA extracted from a pure culture of *Pseudomonas tolaasii* containing around 10⁸ cells per ml gave a CT value of around 19 - 22.

Residue and heavy metal analysis

Samples of peat + SBL casing (two), recycled rockwool (five) and spent coir (two), 500 g of each, were analysed by Groen Agro, Netherlands for pesticide residues using gas chromatography – mass spectrometry (GC-MS) and liquid chromatography – mass spectrometry (LC-MS). Samples of first and second flush mushrooms (500 g) from two different crops were also analysed for pesticide residues.

Dried samples (100 g) of the above casing materials and mushrooms were also analysed for heavy metals by Groen Agro.

Results

Analysis of casing raw materials

All the non-peat casing materials used in the experiments had a pH value of 5.43 to 7.60. The electrical conductivities of green waste compost, spent casing and used rockwool were higher than those of peat and the other materials used (Table 6). The non-peat materials, except spent coir, had lower water volumes at saturation, and allowed more water to drain out (Table 6). Bark and spent casing had higher air filled porosities (AFPs) than the other materials; clay and green waste compost (GWC) had the highest compacted bulk densities (CBDs).

Table 6. Properties of peat sources and raw materials. Each value is the mean of two replicate samples.

Property	units	Bark	Clay	GWC	Spent casing	Used rockwool	Spent coir	Peat (Everris)
pH		5.43	6.04	7.06	7.39	7.60	5.87	4.19
EC	µS/cm	185	67	1056	1070	742	96	61
Moisture	% w/w	49.4	24.6	44.6	75.7	42.6	89.4	79.0
Water volume	% v/v	58.0	40.6	58.1	49.8	69.5	73.5	73.6
Drainage water	% v/v	16.7	19.8	12.9	36.5	13.1	12.4	10.8
AFP	% v/v	30.9	19.3	20.1	42.1	15.0	20.4	18.3
CBD	g/L	389	1127	701	474	322	583	538

Compost stability test by measuring carbon dioxide evolution

According to the standardised WRAP method for measuring compost stability (ORG0020) (Llewelyn, 2005) all the samples of green waste compost from White Moss Horticulture used in the experiments were mature and stable, i.e. produced less than 6 mg CO₂/g VS/d (Table 7). Composted bark used in the experiments, and two other sources of GWC were also mature and stable according to the standardised method.

Table 7. Carbon dioxide evolved from compost samples, mg CO₂/g Volatile Solids/d. Each value is the mean of two replicate samples.

Source	Sample			
	1	2	3	4
White Moss Horticulture	0.51	1.26	2.51	—
Organic Recycling	3.06	0.62	0.34	1.65
J. Moody	1.40	—	—	—
Melcourt (Bark)	0.21	—	—	—

Analysis of casing materials

Physical and chemical analyses of peat-based casing materials are shown in Table 8, and the effect of adding 6.3 to 25% of substitute materials to the casing on the analyses are shown in Tables 9 to 14. Values significantly greater or less ($P \leq 0.05$) than the respective peat-based casing values are shaded in green and pink respectively. All the casing materials had pH values of between 7.08 and 7.96 (Table 9). Addition of 25% spent casing, used rockwool or GWC generally increased the EC of the casing (Table 10).

Addition of 12.5% GWC to peat-based casing slightly increased the water retention and reduced the volume of water that drained out, and the air filled porosity (AFP) (Tables 11, 12 and 13). Addition of GWC or spent casing at 25% had no overall effect on the water or air holding characteristics of casing, whereas addition of the other substitute materials to peat-based casing generally reduced the water volume retained after drainage of a saturated sample (Table 11), and increased the volume of water that drained out (Table 12) and the AFP (Table 13). However, these effects were small and there were exceptions to these general statements. Adding 25% bark to Harte casing at farm A or to Topterra casing at farm C had no effect on the volume of water retained after saturation. Spent coir added at 25% increased the AFP in Harte and Topterra casings but not in Everris casing (Table 13). Clay added at 12.5% to Everris casing reduced the AFP whereas clay added to Harte casing at 20% increased the AFP. Addition of clay to peat-based casing increased compacted bulk density. Addition of 25% rockwool increased compacted bulk density of peat casing, except in Everris casing at farm A (Table 14). Addition of bark, spent coir, spent casing or GWC in one- or two-way mixes had only small and inconsistent effects on compacted bulk density of casing.

Table 8. Properties of peat casings containing SBL or ground chalk* at four farms. Each value is the mean of two replicate samples.

(a) pH

Farm/Trial	A1	A2	B1	C1	C2	D1	D2	D2*
Everris	7.58	7.76	-	7.39	7.32	-	7.70	7.71*
Harte	7.61	7.70	7.82	-	7.31	7.22	7.56	-
Topterra	-	-	-	7.45	7.08	-	-	-

(b) Electrical conductivity, $\mu\text{S}/\text{cm}$

Farm/Trial	A1	A2	B1	C1	C2	D1	D2	D2*
Everris	290	609	-	458	750	-	538	232
Harte	192	191	135	-	288	353	368	-
Topterra	-	-	-	256	352	-	-	-

(c) Water volume retained after drainage of a saturated sample, %v/v

Farm/Trial	A1	A2	B1	C1	C2	D1	D2	D2*
Everris	68.4	71.5	-	68.1	72.2	-	66.0	67.0
Harte	72.0	72.6	74.5	-	71.5	77.2	78.9	-
Topterra	-	-	-	69.6	68.8	-	-	-

(d) Volume of drainage water after saturation, %v/v

Farm/Trial	A1	A2	B1	C1	C2	D1	D2	D2*
Everris	18.2	11.1	-	13.9	11.1	-	14.4	12.4
Harte	17.3	16.5	14.4	-	19.1	10.0	9.9	-
Topterra	-	-	-	18.2	19.0	-	-	-

(e) Air-filled porosity, %v/v

Farm/Trial	A1	A2	B1	C1	C2	D1	D2	D2*
Everris	22.9	16.3	-	20.9	16.1	-	22.4	19.5
Harte	20.4	16.5	17.8	-	21.1	13.6	12.9	-
Topterra	-	-	-	22.5	23.2	-	-	-

(f) Compacted bulk density, g/L

Farm/Trial	A1	A2	B1	C1	C2	D1	D2	D2*
Everris	710	779	-	631	713	-	549	587
Harte	627	701	654	-	703	609	607	-
Topterra	-	-	-	629	628	-	-	-

Table 9. pH of different casing treatments used on four farms. Mean of two samples.

Material % v/v	Peat + Sugar beet lime casing												
	Harte						Everris					Topterra	
Farm/ Trial	A#	A1	A2	B1	C#	D1	A1	A2	C1	C2	D2*	C1	C2
Control none	7.56	7.61	7.70	7.82	7.55	7.22	7.58	7.76	7.39	7.32	7.71	7.45	7.08
Bark 12.5	-	-	7.68	-	-	7.29	-	7.90	-	7.38	7.73	-	7.09
Bark 25	-	7.47	-	7.66	-	-	7.54	7.81	-	-	-	7.32	-
GWC 12.5	-	-	7.54	-	-	7.41	-	7.96	-	-	7.79	-	-
GWC 25	-	7.65	-	-	-	-	7.68	-	-	-	-	-	-
Spent casing 25	7.47	7.46	-	-	7.47	-	7.62	-	-	-	-	-	-
Spent coir 25	-	7.45	-	7.71	-	-	7.53	-	-	-	-	7.41	-
Rockwool 25	-	7.57	-	7.95	-	-	7.58	-	-	-	-	7.55	-
Clay 12.5	-	-	-	-	-	-	-	-	7.60	-	-	-	7.37
Clay 20	-	-	-	7.86	-	-	-	-	-	-	-	-	-
Bark 12.5 Clay 12.5	-	-	-	-	-	-	-	-	-	7.51	-	-	-
Bark 6.3 GWC 6.3	-	-	-	-	-	7.35	-	-	-	-	7.76	-	-
Bark 6.3 GWC 6.3 Clay 6.3	-	-	-	-	-	7.40	-	-	-	-	-	-	-

data from M 53

* with ground chalk

- treatment combination was not examined

Table 10. Electrical conductivity (EC) of different casing treatments used on four farms, $\mu\text{S}/\text{cm}$. Green shading indicates casing samples that were significantly higher than the respective peat control casings ($P \leq 0.05$). Each value is the mean of two samples.

Material % v/v	Peat + Sugar beet lime casing												
	Harte						Everris					Topterra	
Farm/ Trial	A#	A1	A2	B1	C#	D1	A1	A2	C1	C2	D2*	C1	C2
Control none	229	192	191	135	247	353	290	609	458	750	232	256	352
Bark 12.5	-	-	331	-	-	337	-	514	-	723	245	-	333
Bark 25	-	233	-	146	-	-	300	530	-	-	-	286	-
GWC 12.5	-	-	244	-	-	406	-	621	-	-	289	-	-
GWC 25	-	452	-	-	-	-	617	-	-	-	-	-	-
Spent casing 25	393	422	-	-	470	-	430	-	-	-	-	-	-
Spent coir 25	-	216	-	169	-	-	291	-	-	-	-	347	-
Rockwool 25	-	247	-	291	-	-	402	-	-	-	-	569	-
Clay 12.5	-	-	-	-	-	-	-	-	378	-	-	-	361
Clay 20	-	-	-	155	-	-	-	-	-	-	-	-	-
Bark 12.5 Clay 12.5	-	-	-	-	-	-	-	-	-	689	-	-	-
Bark 6.3 GWC 6.3	-	-	-	-	-	379	-	-	-	-	275	-	-
Bark 6.3 GWC 6.3 Clay 6.3	-	-	-	-	-	381	-	-	-	-	-	-	-

data from M 53

* with ground chalk

- treatment combination was not examined

Table 11. Water volume retained after drainage of a saturated sample of different casing treatments used on four farms, %v/v. Green and pink shading indicates the water volume was significantly higher or lower ($P \leq 0.05$) than in the respective control treatment. Each value is the mean of two samples.

Material % v/v	Peat + Sugar beet lime casing										
	Harte				Everris					Topterra	
Farm/ Trial	A1	A2	B1	D1	A1	A2	C1	C2	D2*	C1	C2
Control none	72.0	72.6	74.5	77.2	68.4	71.5	68.1	72.2	68.0	69.6	68.8
Bark 12.5	-	75.0	-	75.1	-	70.9	-	69.0	68.1	-	68.7
Bark 25	72.1	-	71.1	-	64.1	70.7	-	-	-	69.9	-
GWC 12.5	-	75.7	-	81.0	-	71.7	-	-	68.5	-	-
GWC 25	72.0	-	-	-	65.2	-	-	-	-	-	-
Spent casing 25	69.1	-	-	-	69.1	-	-	-	-	-	-
Spent coir 25	69.6	-	68.9	-	68.7	-	-	-	-	68.3	-
Rockwool 25	70.3	-	68.1	-	67.4	-	-	-	-	69.0	-
Clay 12.5	-	-	-	-	-	-	65.1	-	-	-	65.8
Clay 20	-	-	66.9	-	-	-	-	-	-	-	-
Bark 12.5 Clay 12.5	-	-	-	-	-	-	-	64.7	-	-	-
Bark 6.3 GWC 6.3	-	-	-	76.9	-	-	-	-	68.0	-	-
Bark 6.3 GWC 6.3 Clay 6.3	-	-	-	73.1	-	-	-	-	-	-	-

* with ground chalk - treatment combination was not examined

Table 12. Volume of drainage water after saturation of different casing treatments used on four farms, %v/v. Green and pink shading indicates the water volume was significantly higher or lower ($P \leq 0.05$) than in the respective control treatment. Mean of two samples.

Material % v/v	Peat + Sugar beet lime casing										
	Harte				Everris					Topterra	
Farm/ Trial	A1	A2	B1	D1	A1	A2	C1	C2	D2*	C1	C2
Control none	17.3	16.5	14.4	10.0	18.2	11.1	13.9	11.1	14.4	18.2	19.0
Bark 12.5	-	12.8	-	11.8	-	13.6	-	14.3	12.6	-	17.8
Bark 25	15.3	-	16.7	-	20.6	11.6	-	-	-	18.4	-
GWC 12.5	-	10.9	-	5.9	-	10.4	-	-	12.0	-	-
GWC 25	14.9	-	-	-	17.0	-	-	-	-	-	-
Spent casing 25	18.1	-	-	-	16.0	-	-	-	-	-	-
Spent coir 25	20.5	-	19.3	-	18.4	-	-	-	-	20.8	-
Rockwool 25	17.4	-	20.3	-	17.0	-	-	-	-	18.6	-
Clay 12.5	-	-	-	-	-	-	10.5	-	-	-	18.2
Clay 20	-	-	15.5	-	-	-	-	-	-	-	-
Bark 12.5 Clay 12.5	-	-	-	-	-	-	-	17.8	-	-	-
Bark 6.3 GWC 6.3	-	-	-	10.1	-	-	-	-	12.5	-	-
Bark 6.3 GWC 6.3 Clay 6.3	-	-	-	9.8	-	-	-	-	-	-	-

* with ground chalk - treatment combination was not examined

Table 13. Air filled porosity of different casing treatments used on four farms, %v/v. Green and pink shading indicates the air volume was significantly higher or lower ($P \leq 0.05$) than in the respective control treatment. Mean of two samples.

Material % v/v	Peat + Sugar beet lime casing										
	Harte				Everris					Topterra	
Farm/ Trial	A1	A2	B1	D1	A1	A2	C1	C2	D2*	C1	C2
Control none	20.4	16.5	17.8	13.6	22.9	16.3	20.9	16.1	19.5	22.5	23.2
Bark 12.5	-	16.6	-	15.3	-	13.6	-	19.1	19.3	-	22.9
Bark 25	20.0	-	20.4	-	26.5	11.6	-	-	-	21.6	-
GWC 12.5	-	15.4	-	8.9	-	10.9	-	-	18.7	-	-
GWC 25	19.0	-	-	-	23.2	-	-	-	-	-	-
Spent casing 25	23.2	-	-	-	22.1	-	-	-	-	-	-
Spent coir 25	23.1	-	23.6	-	22.8	-	-	-	-	24.2	-
Rockwool 25	21.3	-	22.8	-	22.1	-	-	-	-	21.5	-
Clay 12.5	-	-	-	-	-	-	18.3	-	-	-	20.0
Clay 20	-	-	18.3	-	-	-	-	-	-	-	-
Bark 12.5 Clay 12.5	-	-	-	-	-	-	-	20.1	-	-	-
Bark 6.3 GWC 6.3	-	-	-	13.8	-	-	-	-	19.0	-	-
Bark 6.3 GWC 6.3 Clay 6.3	-	-	-	11.5	-	-	-	-	-	-	-

* with ground chalk - treatment combination was not examined

Table 14. Compacted bulk density of different casing treatments used on four farms, g/L. Green shading indicates the density was significantly higher ($P \leq 0.05$) than in the respective control treatment. Each value is the mean of two samples.

Material % v/v	Peat + Sugar beet lime casing										
	Harte				Everris					Topterra	
Farm/ Trial	A1	A2	B1	D1	A1	A2	C1	C2	D2*	C1	C2
Control none	627	701	654	608	710	779	631	713	587	629	628
Bark 12.5	-	802	-	608	-	808	-	696	588	-	679
Bark 25	631	-	684	-	725	823	-	-	-	650	-
GWC 12.5	-	779	-	655	-	789	-	-	601	-	-
GWC 25	697	-	-	-	710	-	-	-	-	-	-
Spent casing 25	621	-	-	-	666	-	-	-	-	-	-
Spent coir 25	648	-	674	-	664	-	-	-	-	631	-
Rockwool 25	698	-	727	-	689	-	-	-	-	709	-
Clay 12.5	-	-	-	-	-	-	720	-	-	-	727
Clay 20	-	-	758	-	-	-	-	-	-	-	-
Bark 12.5 Clay 12.5	-	-	-	-	-	-	-	755	-	-	-
Bark 6.3 GWC 6.3	-	-	-	632	-	-	-	-	599	-	-
Bark 6.3 GWC 6.3 Clay 6.3	-	-	-	676	-	-	-	-	-	-	-

* with ground chalk - treatment combination was not examined

Mushroom yields, quality and disease incidence

A first flush of mushrooms in replicated tray experiments on farms A, B, C and D is shown in Fig. 5. Mushroom yields and quality from an Everris casing prepared from dried blocking peat and milled peat fines were similar to Harte and Topterra casings prepared from wet dug peats (Table 15).

Table 15. Mushroom yields from different peat casings containing SBL or ground chalk* at four farms, kg/m². Each value is the mean of three replicate trays.

Farm/Trial	A1	A2	B	C1	C2	D1	D2	D2*
Everris	30.1	29.7	-	30.6	23.5	-	21.2	23.5*
Harte	28.5	28.4	32.3	-	23.8	28.7	23.6	-
Topterra	-	-	-	30.6	23.1	-	-	-



Fig. 5. First flush of mushrooms in replicated tray experiments at farms A, B (upper) and C, D (lower).

The addition of 25% GWC to Harte or Everris casing at farm A reduced mushroom yield (Table 16). GWC added at 12.5% had no overall effect. The effect of addition of 25% recycled rockwool at all three farms and in all three types of casing was not significant compared with the respective control casings. Addition of 25% bark slightly improved yield from Harte casing at farm A, but reduced yield in Harte casing at farm B and in Everris and Topterra casings at farms A and C. This may have been due to insufficient water being added during the initial blending of the latter casing materials, as discussed in the following sections on casing moisture. Bark added at 12.5% slightly improved yield in Harte casing at farm D and in Topterra casing at farm C but had no effect in Harte casing at farm A or in Everris casing. Bark and GWC, each added at 6.3% at farm D, improved yield in Harte casing but had no effect in Everris casing.

At farm A, spent casing at 25% reduced yield in Everris casing but not in Harte casing. Spent coir resulted in green mould (*Trichoderma harzianum*) in Harte casings at farm B and in Topterra casing in farm C (data not shown). Clay at 20% reduced yield from Harte casing at farm B but the effect of 12.5% clay in Everris or Topterra casings at farm C was not significant. The effect of adding clay and bark, each at 12.5%, or clay, bark and GWC, each at 6.3%, was also not significant compared with the peat-based control casings.

Table 16. Mushroom yields from different casing treatments at four farms, kg/m². Green and pink shading indicates yields that were significantly higher or lower ($P \leq 0.05$) than the respective control yields. Each value is the mean of three replicate trays.

Material % v/v	Peat + Sugar beet lime casing												
	Harte						Everris					Topterra	
Farm/ Trial	A#	A1	A2	B1	C#	D1	A1	A2	C1	C2	D2*	C1	C2
Control none	24.0	28.5	28.4	32.3	25.5	28.7	30.1	29.7	30.6	23.5	23.5	30.6	23.1
Bark 12.5	-	-	28.4	-	-	30.0	-	29.8	-	23.7	22.9	-	24.6
Bark 25	-	29.7	-	29.8	-	-	25.6	31.8	-	-	-	27.7	-
GWC 12.5	-	-	28.7	-	-	31.7	-	27.2	-	-	23.0	-	-
GWC 25	-	25.3	-	-	-	-	28.6	-	-	-	-	-	-
Spent casing 25	24.4	29.5	-	-	25.5	-	26.7	-	-	-	-	-	-
Spent coir 25	-	29.5	-	28.4	-	-	27.5	-	-	-	-	25.2	-
Rockwool 25	-	29.2	-	32.1	-	-	29.8	-	-	-	-	29.6	-
Clay 12.5	-	-	-	-	-	-	-	-	29.8	-	-	-	23.1
Clay 20	-	-	-	28.0	-	-	-	-	-	-	-	-	-
Bark 12.5 Clay 12.5	-	-	-	-	-	-	-	-	-	23.1	-	-	-
Bark 6.3 GWC 6.3	-	-	-	-	-	31.7	-	-	-	-	23.7	-	-
Bark 6.3 GWC 6.3 Clay 6.3	-	-	-	-	-	28.6	-	-	-	-	-	-	-

data from M 53

* with ground chalk - treatment combination was not examined

Casing moisture content during cropping

The average volumetric water content of Everris, Topterra and Harte (farm A trial1 and farm B) casings was around 61% (Table 17). Harte casing in the remaining experiments had an average volumetric water content of 65-73%.

Table 17. Average water volume during cropping from different peat casings containing SBL or ground chalk* at four farms, %v/v. Each value is the mean of two samples.

Farm/Trial	A1	A2	B	C1	C2	D1	D2	D2*
Everris	62.6	62.5	-	59.5	60.0	-	58.4	58.6*
Harte	60.7	65.0	62.6	-	64.9	73.7	73.2	-
Topterra	-	-	-	59.5	59.4	-	-	-

The moisture contents of peat-based casing and casing containing 25% spent coir or recycled spent casing or 12.5% bark or GWC during cropping were similar (Table 18; Figs. 6 to 11). The effects of adding 25% bark, GWC or rockwool on average volumetric moisture content of casing during cropping were inconsistent, with some crops showing slightly higher or lower values for the non-amended peat-based casings (Table 18, Figs. 6 to 11). Addition of 12.5 or 25% clay reduced the average volumetric moisture content of the casing.

Table 18. Average casing water volume in casing treatments during cropping at four farms.
Green and pink shading indicates the water volume was significantly higher or lower ($P \leq 0.05$) than in the respective control treatment. Each value is the mean of two samples.

Material % v/v	Peat + Sugar beet lime casing												
	Harte						Everris					Topterra	
Farm/ Trial	A#	A1	A2	B1	C#	D1	A1	A2	C1	C2	D2*	C1	C2
Control none	62.2	60.7	65.0	62.6	62.6	73.7	62.6	62.5	56.6	60.0	58.4	59.5	59.4
Bark 12.5	-	-	69.1	-	-	72.3	-	62.8	-	57.3	58.6	-	61.4
Bark 25	-	61.9	-	59.9	-	-	55.2	63.7	-	-	-	60.5	-
GWC 12.5	-	-	69.2	-	-	75.9	-	61.5	-	-	59.5	-	-
GWC 25	-	62.4	-	-	-	-	56.4	-	-	-	-	-	-
Spent casing 25	62.1	60.1	-	-	62.6	-	60.4	-	-	-	-	-	-
Spent coir 25	-	62.5	-	59.5	-	-	60.4	-	-	-	-	60.1	-
Rockwool 25	-	62.2	-	59.3	-	-	59.0	-	-	-	-	61.2	-
Clay 12.5	-	-	-	-	-	-	-	-	53.5	-	-	-	57.1
Clay 25	-	-	-	52.5	-	-	-	-	-	-	-	-	-
Bark 12.5 Clay 12.5	-	-	-	-	-	-	-	-	-	54.9	-	-	-
Bark 6.3 GWC 6.3	-	-	-	-	-	73.1	-	-	-	-	59.1	-	-
Bark 6.3 GWC 6.3 Clay 6.3	-	-	-	-	-	69.9	-	-	-	-	-	-	-

data from M 53

* with ground chalk - treatment combination was not examined

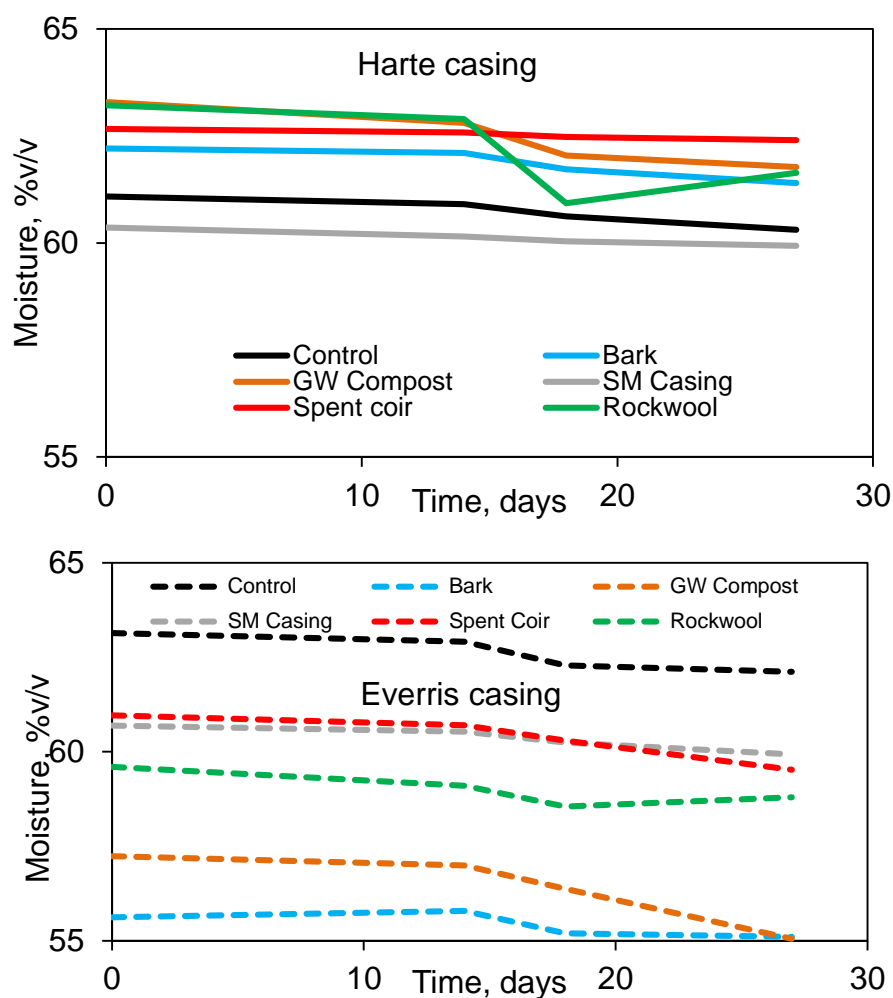


Fig.6. Moisture content of Harte and Everris casings containing 25% v/v of different substitute materials during Trial 1 at Farm A.

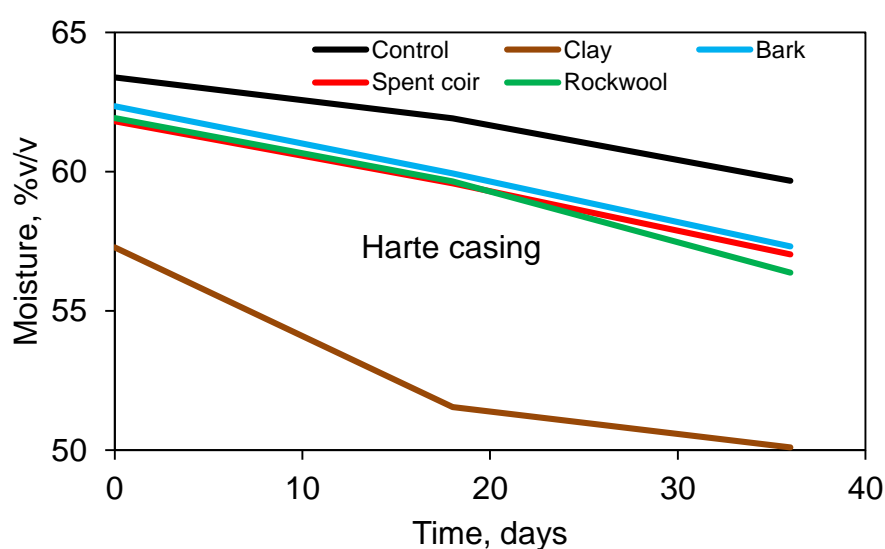


Fig.7. Moisture content of Harte casing containing 25% v/v of different substitute materials (or 20% clay) during cropping at Farm B.

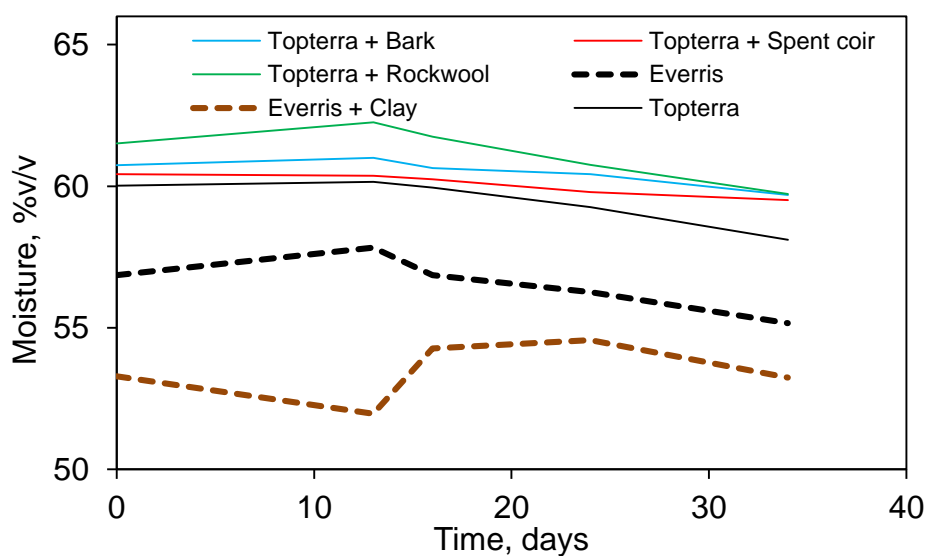


Fig. 8. Casing moisture of Topterra casing containing 25% of different substitute materials or Everris casing with and without 12.5% clay during Trial 1 at Farm C.

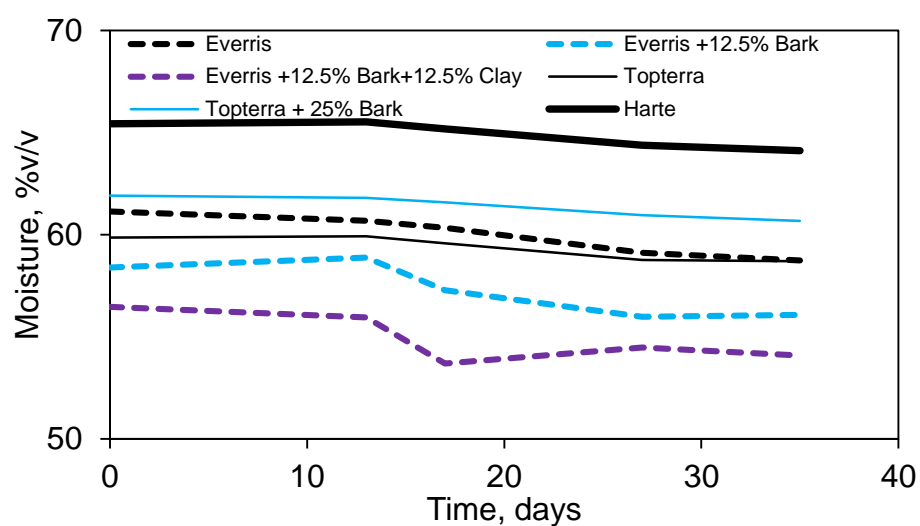


Fig. 9. Casing moisture of Everris, Topterra and Harte casings with and without bark or bark+clay during Trial 2 at Farm C.

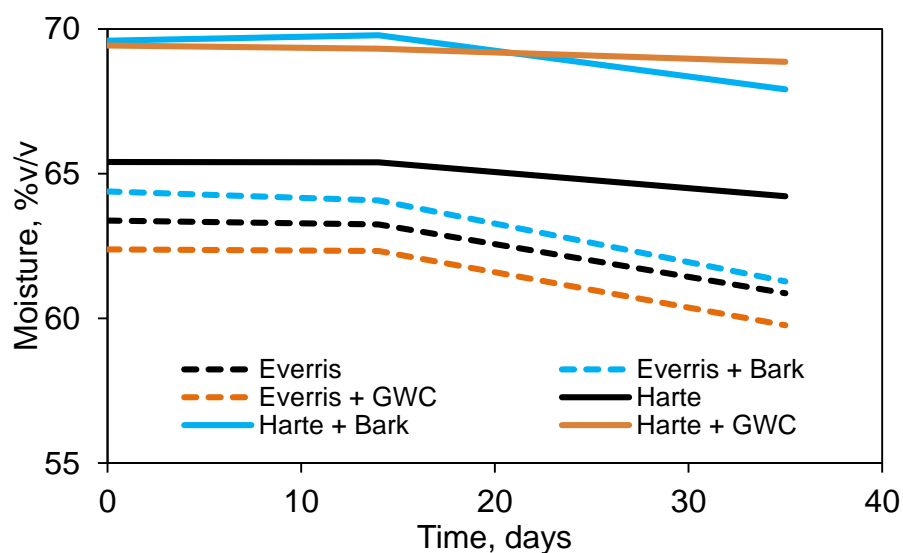


Fig. 10. Casing moisture of Everris and Harte casings with and without bark or green waste compost at 12.5% v/v during Trial 2 at Farm A.

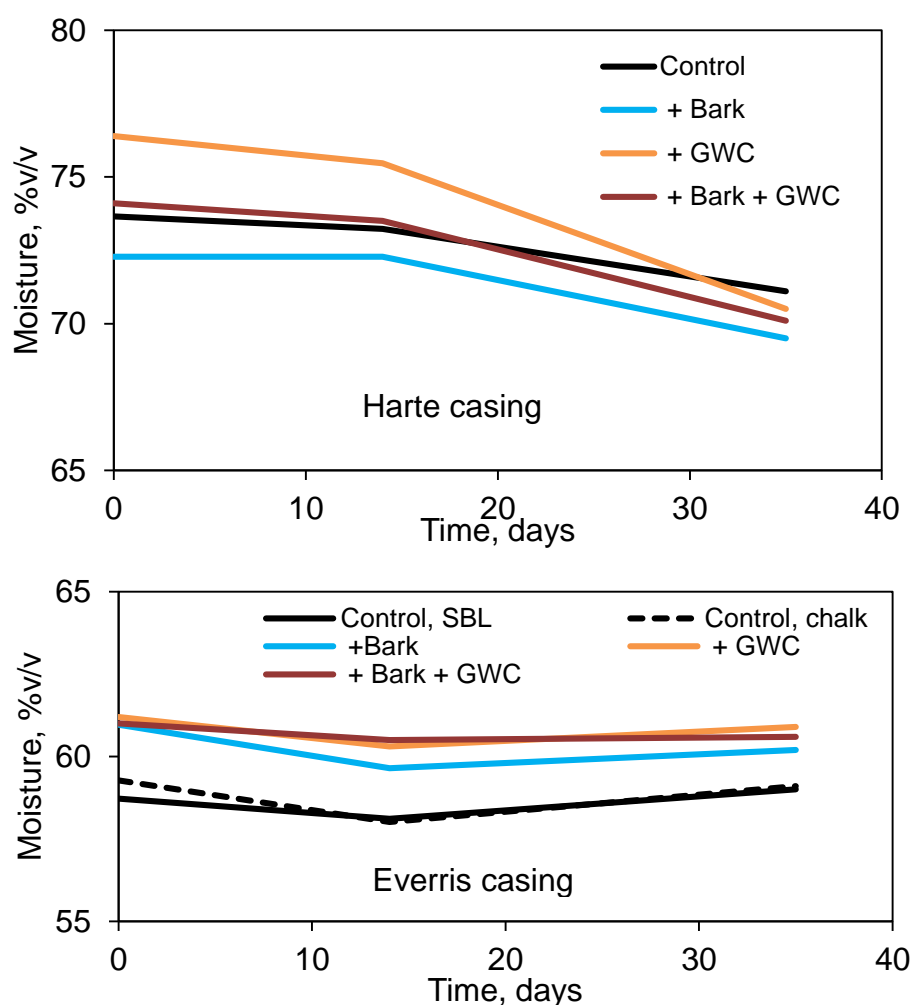


Fig. 11. Casing moisture of Everris and Harte casings with and without bark or green waste compost at 12.5% v/v during Trial 1 at Farm D.

Casing water tension during cropping

Casing water tensions before the first flush were small in all four farms, and the casing water tension in the first flush was always smaller than in the second flush (Figs. 12 to 17). The casing water tensions in the first and second flushes at farms A, B and D were similar (Figs. 12, 13, 16 and 17) whereas the water tensions at farm C were much larger (Figs. 14 and 15).

At farm A, casing water tension was slightly greater in the non-amended Everris casing than in Harte casing (Fig. 12). At farm C, casing water tension was greater in the non-amended Everris casing than in the Topterra casing (Fig. 14). Addition of substitute materials at 25% to casing generally reduced the water tension during the first and second flushes compared with the unamended peat-based control casings (Figs. 12 to 17). Exceptions were addition of 25% bark to casing in the second experiment at farms A and C (Figs. 15 and 16). Addition of bark or GWC at 12.5%, or both materials at 6.3% had no effect on the casing water tension (Fig. 17).

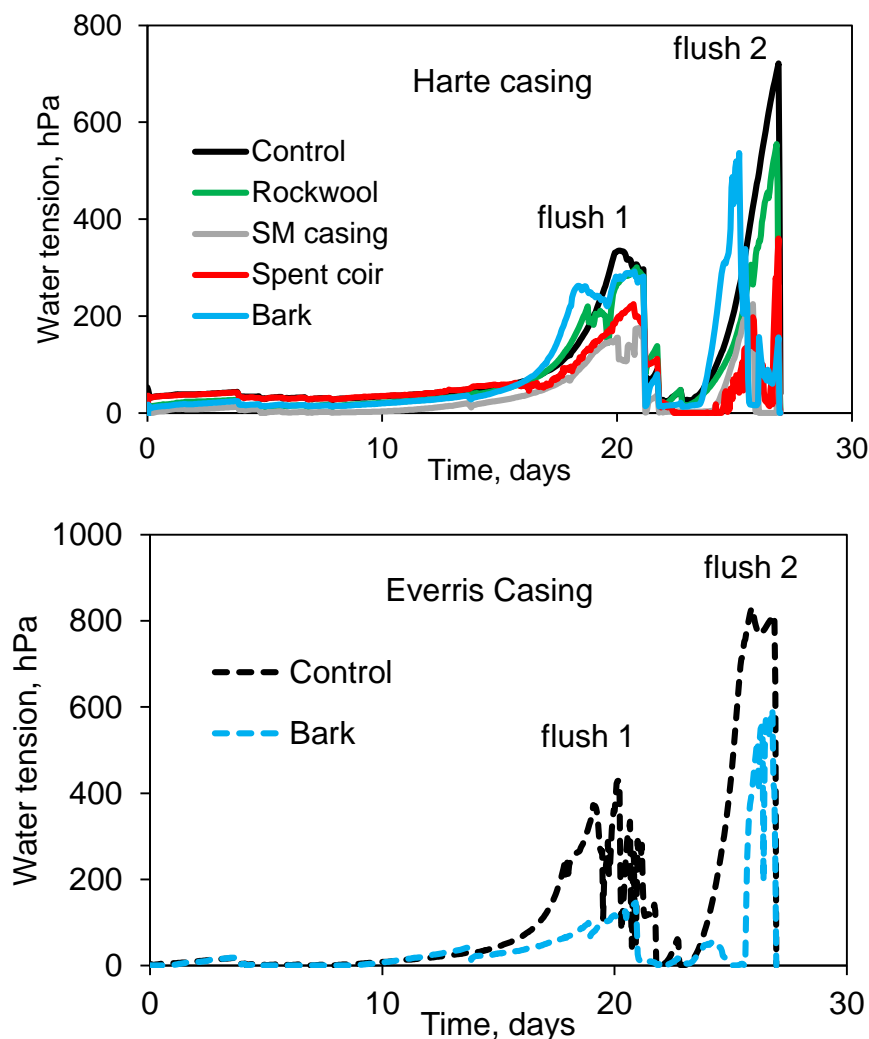


Fig. 12. Water tension in Harte and Everris casings containing 25% v/v of different materials during cropping in Trial 1 at Farm A.

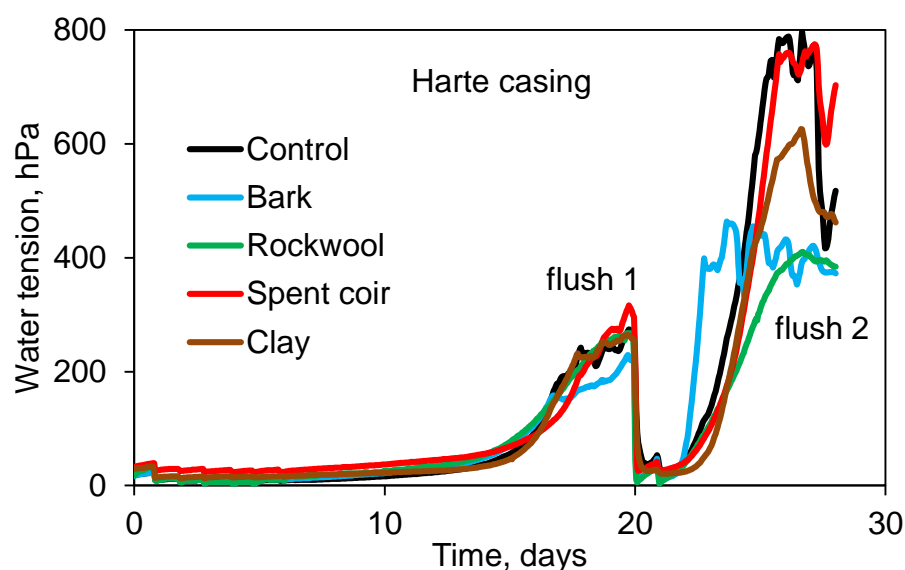


Fig. 13 Water tension in Harte casing containing 25% v/v of different substitute materials (or 20% v/v clay) during cropping at Farm B.

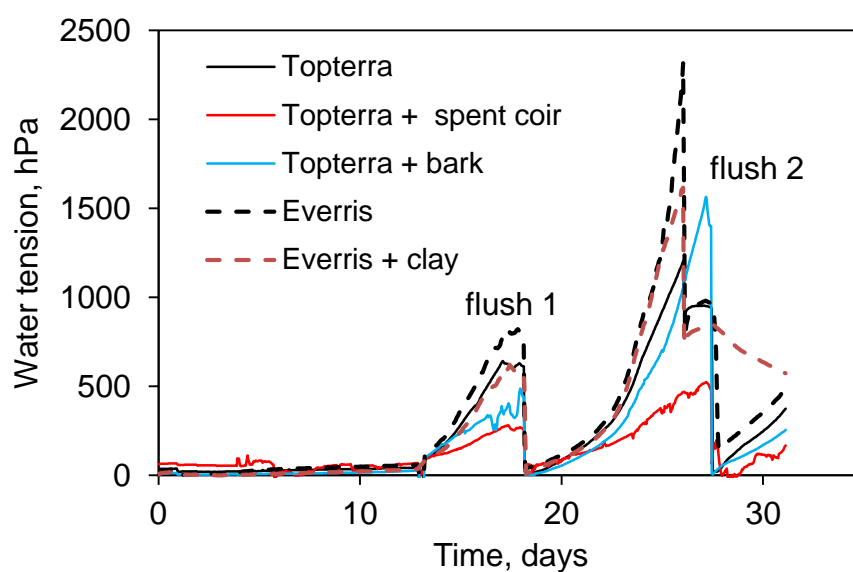


Fig. 14 Water tension in Topterra casing with and without 25% v/v spent coir or bark, or Everris casing with and without 12.5% v/v clay during cropping in Trial 1 at Farm C.

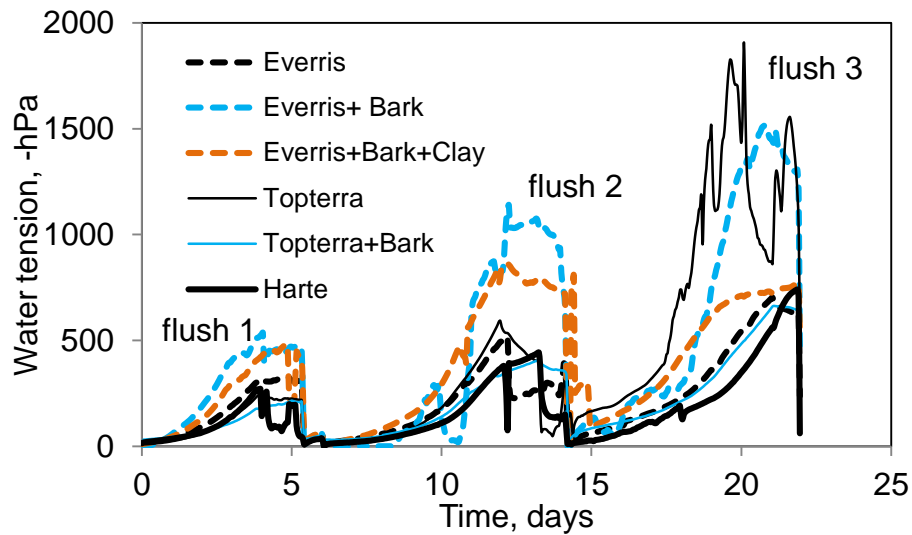


Fig. 15 Water tension in Everris, Topterra and Harte casings with and without 25% bark or bark+clay during cropping in Trial 2 at Farm C.

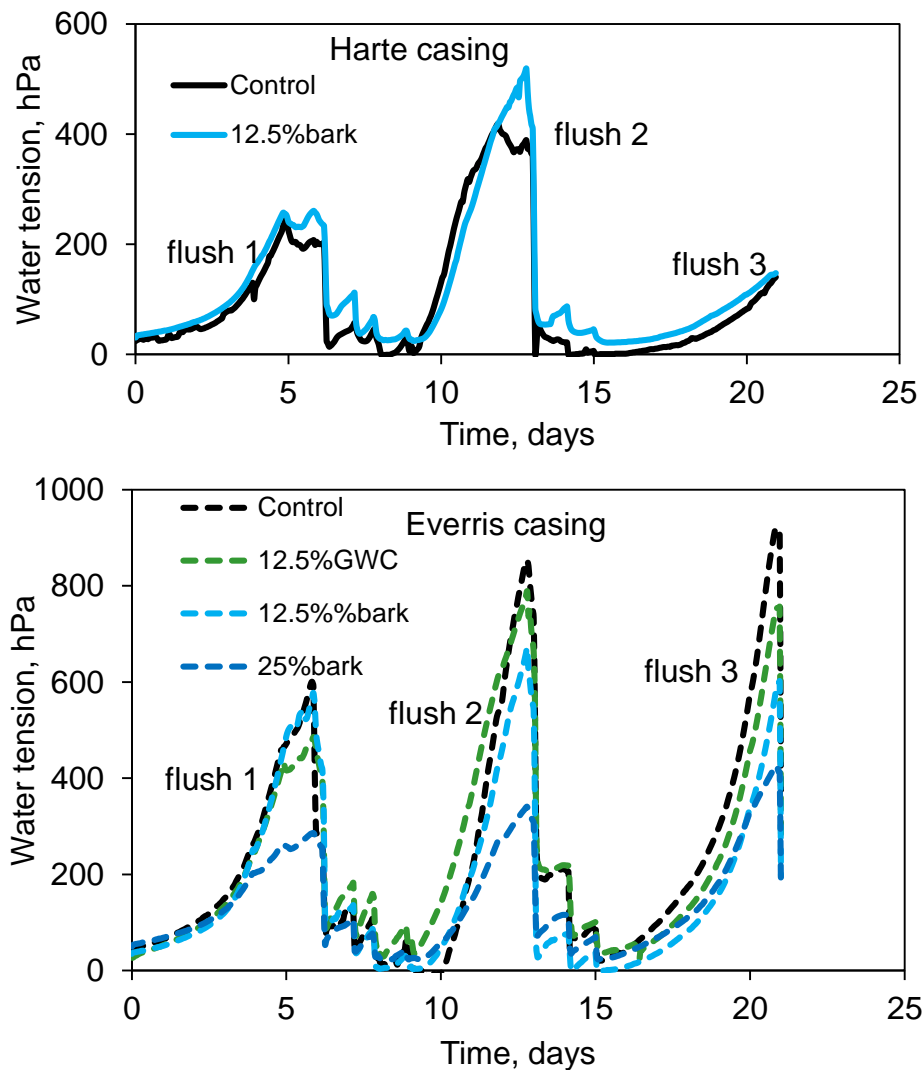


Fig. 16 Water tension in Everris and Harte casings containing different substitute materials during cropping in Trial 2 at Farm A.

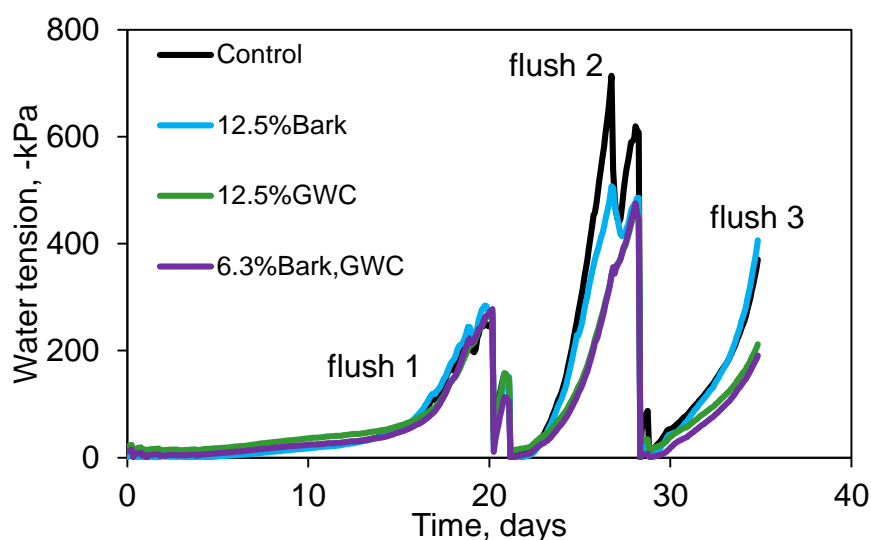


Fig.17 Water tension in Harte casings with and without 12.5% bark or GWC or 6.3%bark+6.3% GWC during cropping in Trial 1 at Farm D.

Large-scale validation trials

First flushes of mushrooms in the larger scale casing trials at farms A and E are shown in Figs. 18, 19 and 20. Total mushroom yields from the Everris + GWC (6.3%) + Bark (6.3%) casing and Harte casings at farm A were almost the same, although the Harte casing cropped better in the first flush and the Everris mix cropped better in the second and third flushes (Table 19). The use of a separating net between the compost and casing reduced yields by 9%. However, a mesh with a greater porosity could be used, and this is likely to have a smaller or no effect on mushroom yield. After cook-out, the casing separated easily from the compost layer.

At farm E, there was no difference in mushroom yield between shelves that were cased with 25% recycled casing, or with Sterckx peat-based control casing (Table 20).



Fig.18 Large-scale casing trial at farm A



Fig. 19 Third flush of mushrooms growing casing separated from the compost with netting.



Fig. 20 Large-scale trial at farm E. Shelf with 25% recycled spent casing left; shelf with control casing right.

Table 19. Mushroom yields in larger scale trial at farm A.

Casing	Yield, kg/m ²
Harte (control)	22.7
Everris + 6.3% bark + 6.3% GWC	22.8
Harte casing + separating mesh	20.8

Table 20. Mushroom yields in larger scale trial at farm E.

Peat Substitute	Yield, kg/m ²
None (control)	25.1
25% SM Casing	25.0

Small scale cropping and mycelium growth bioassay tests

Mushrooms growing in small-containers are shown in Fig. 21. Mushroom yields from the three types of peat-based casing (Harte, Everris and Topterra) in the small containers were similar. The addition of bark or GWC at 12.5% to Harte casing was beneficial to yield, whereas these substitutions had no effect on yield from Everris or Topterra casings (Table 21). Bark, recycled rockwool, spent coir or spent casing added at 25%, or bark + GWC each added at 6.3%, had no effect on mushroom yield compared with the respective non-amended peat control treatments, although GWC added at 25% reduced yield from Everris casing. Clay added at 12.5% reduced yield from Topterra casing.



Fig. 21. Mushroom cropping trial in small containers.

Mycelium growth rate was slightly faster in Everris and Topterra casings than in Harte casing (Table 22). Bark or GWC added at 12.5 or 25% generally did not affect mycelium growth rate, although it was reduced by GWC added at 12.5% to Harte casing (Table 22). Spent casing, spent coir and rockwool all slightly increased mycelial growth rate in Harte casing but had no effect in Everris or Topterra casings.

Table 21. Mushroom yields from different casing treatments in small-scale cropping tests, kg/t Phase 3 compost. Green and pink shading indicates yields that were significantly higher or lower ($P \leq 0.05$) than the respective control yields. Each value is the mean of three trays.

Material% v/v	Peat + Sugar beet lime casing		
	Harte	Everris	Topterra
Control (none)	277	275	268
Bark 12.5	292	283	270
Bark 25	271	279	265
GWC 12.5	293	275	-
GWC 25	253	261	-
Spent casing 25	271	269	-
Spent coir 25	285	278	262
Rockwool 25	284	281	276
Clay 12.5	-	270	250
Bark 6.3 + GWC 6.3	285	274	-

- treatment combination was not examined

Table 22. Mushroom mycelial growth rate in different casing treatments in glass cylinders, mm/d. Green and pink shading indicates growth rates that were significantly higher or lower ($P \leq 0.05$) than the respective control growth rates. Each value is the mean of three replicates.

Material% v/v	Peat + Sugar beet lime casing		
	Harte	Everris	Topterra
Control (none)	4.21	4.46	4.46
Bark 12.5	4.12	4.49	4.49
Bark 25	4.31	4.37	4.42
GWC 12.5	3.93	4.46	-
GWC 25	4.30	4.62	-
Spent casing 25	4.46	4.46	
Spent coir 25	4.48	4.49	4.51
Rockwool 25	4.46	4.56	4.47
Clay 12.5	-	4.65	4.63
Bark 6.3 + GWC 6.3	4.05	4.64	-

- treatment combination was not examined

Bacterial blotch in casing treatments and evaluation of a real-time PCR test for detection of *Pseudomonas tolaasii*

No bacterial blotch was observed in the trials at farms A, B and D, apart from one tray of Harte casing amended with 25% recycled rockwool (Table 23). Severe bacterial blotch was observed in both crops at farm C: on all trays cased with unamended Topterra casing, or Topterra casing containing 25% recycled rockwool, 12.5% clay or 12.5% bark. Blotch was also observed on one out of three trays cased with Topterra casing and 25% spent coir. No blotch was observed in the unamended Everris casing or in Topterra casing containing 25% bark in the first crop at farm C. However, blotch was observed in two out of three trays in the unamended Harte and Everris casings, Everris casing with 12.5% bark or 12.5% bark + 12.5% clay in the second crop at farm C.



Fig. 22. Severe bacterial blotch on mushrooms grown with Topterra casing at farm C

Using the Taqman PCR *Pseudomonas tolaasii* test, all the fresh samples of casing materials used at farms A, C and D had a CT value of 40 indicating that the level of *P. tolaasii* was below the detectable limit (samples from farm B were not tested). After the

second flush, the lowest CT values (and therefore most positive for *P. tolaasii*) were found in Topterra casing samples from farm C, generally corresponding with the most severe bacterial blotch (Tables 23). However, Topterra with 25% bark, which did not produce blotch symptoms had a CT value of 32.0, whereas Everris casing samples (with and without 12.5% bark) in the second crop at farm C had CT values of 40 but did produce some blotch symptoms in mushrooms.

Table 23. Taqman PCR *Pseudomonas tolaasii* CT results in casings between 2nd and 3rd flushes on different farms. All fresh casing samples had CT values of 40. Each value is the mean of two test samples. Brown cells: severe blotch; pale brown cells: some blotch observed; white cells (where treatment was examined): no blotch observed.

Material% v/v	Peat + Sugar beet lime casing								
	Harte			Everris				Topterra	
Farm/Trial	A1	C2	D1	A1	C1	C2	D2*	C1	C2
Control none	40.0	37.7	40.0	40.0	37.2	40.0	40.0	29.7	30.8
Bark 12.5	-	-	n.t.	-	-	40.0	40.0	-	31.2
Bark 25	40.0	-	-	n.t.	-	-	-	32.0	-
Spent casing 25	40.0	-	-	n.t.	-	-	-	-	-
Spent coir 25	n.t.	-	-	n.t.	-	-	-	31.7	-
Rockwool 25	n.t.	-	-	n.t.	-	-	-	26.5	-
Clay 12.5	-	-	-	-	33.2	-	-	-	35.8
Bark 12.5 Clay 12.5	-	-	-	-	-	37.0	-	-	-
Bark 6.3 GWC 6.3	-	-	40.0	-	-	-	40.0	-	-

* with ground chalk

- treatment combination was not examined

n.t. not tested with Taqman PCR

Total pseudomonad populations in casing samples

The initial total populations of *Pseudomonas* sp. in the Harte, Everris, and Topterra peat-based casings were between 3.1×10^5 and 4.3×10^6 cfu/g (Table 24). The addition of bark, GWC, spent coir, spent casing, used rockwool or clay at up to 25% v/v did not affect the initial population of *Pseudomonas* sp. There was no difference in the initial *Pseudomonas* sp. population of casing materials that resulted in severe blotch (Topterra casings at farm C) and casings that did not result in blotch (Table 24). In all of the casings at farms A and D, the total populations of *Pseudomonas* sp. increased by between x2 and x24 by time of the second sampling, after the 2nd flush (Table 25). The additions of bark, GWC, spent casing, spent coir, clay or rockwool to fresh casing had little or no effect on the final *Pseudomonas* sp. populations in the casings (Tables 25). At farm C, the increase in population of total *Pseudomonas* sp. in casing during cropping was more pronounced, increasing by between x17 and x137. The high counts of *Pseudomonas* sp. in the casing at farm C generally corresponded with the high levels of bacterial blotch at the farm (Table 25).

Table 24. Total *Pseudomonas* sp. in casing at start of crops on different farms.
Each value is the mean of two test samples (cfu/ g casing).

Material % v/v	Peat + Sugar beet lime casing								
	Harte			Everris				Topterra	
Farm/ Trial	A1	C2	D1	A1	C1	C2	D2*	C1	C2
Control none	3.1 x 10 ⁵	3.5 x 10 ⁶	3.8 x 10 ⁶	4.3 x 10 ⁶	1.2 x 10 ⁶	2.8 x 10 ⁶	1.0 x 10 ⁶	3.1 x 10 ⁶	3.9 x 10 ⁶
Bark 12.5	-	-	3.7 x 10 ⁶	-	-	2.9 x 10 ⁶	4.2 x 10 ⁶	-	3.8 x 10 ⁶
Bark 25	1.7 x 10 ⁶	-	-	n.t.	-	-	-	2.6 x 10 ⁶	-
GWC 12.5	8.9 x 10 ⁵	-	3.6 x 10 ⁶	n.t.	-	-	1.5 x 10 ⁶	-	-
Spent casing 25	1.4 x 10 ⁶	-	-	1.9 x 10 ⁶	-	-	-	-	-
Spent coir 25	n.t.	-	-	n.t.	-	-	-	4.0 x 10 ⁶	-
Rockwool 25	n.t.	-	-	n.t.	-	-	-	9.9 x 10 ⁵	-
Clay 12.5	-	-	-	-	9.5 x 10 ⁵	-	-	-	3.0 x 10 ⁶
Bark 12.5 Clay 12.5	-	-	-	-	-	2.7 x 10 ⁶	-	-	-
Bark 6.3 GWC 6.3	-	-	4.1 x 10 ⁶	-	-	-	2.4 x 10 ⁶	-	-

* with ground chalk

- treatment combination was not examined

n.t. not tested for total Pseudomonads

Table 25. Total *Pseudomonas* sp. in casing after 2nd flush in crops on different farms.
Each value is the mean of two test samples (cfu/ g casing). Brown cells: severe blotch;
Pale brown cells: some blotch observed; white cells (where treatment examined): no blotch
observed.

Material % v/v	Peat + Sugar beet lime casing								
	Harte			Everris				Topterra	
Farm/ Trial	A1	C2	D1	A1	C1	C2	D2*	C1	C2
Control none	1.1 x 10 ⁶	6.7 x 10 ⁷	5.9 x 10 ⁷	2.3 x 10 ⁷	7.4 x 10 ⁷	3.8 x 10 ⁸	2.4 x 10 ⁷	1.1 x 10 ⁸	3.7 x 10 ⁸
Bark 12.5	-	-	5.6 x 10 ⁷	-	-	3.7 x 10 ⁸	8.8 x 10 ⁷	-	6.4 x 10 ⁷
Bark 25	2.1 x 10 ⁶	-	-	n.t.	-	-	-	6.9 x 10 ⁷	-
GWC 12.5	5.1 x10 ⁶	-	5.8 x 10 ⁶	n.t.	-	-	6.5 x 10 ⁶	-	-
Spent casing 25	2.4 x 10 ⁶	-	-	1.8 x 10 ⁷	-	-	-	-	-
Spent coir 25	n.t.	-	-	n.t.	-	-	-	1.0 x 10 ⁸	-
Rockwool 25	n.t.	-	-	n.t.	-	-	-	1.2 x 10 ⁸	-
Clay 12.5	-	-	-	-	9.6 x 10 ⁷	-	-	-	8.7 x 10 ⁷
Bark 12.5 Clay 12.5	-	-	-	-	-	3.7 x 10 ⁸	-	-	-
Bark 6.3 GWC 6.3	-	-	1.6 x 10 ⁷	-	-	-	4.4 x 10 ⁷	-	-

* with ground chalk

- treatment combination was not examined

n.t. not tested for total Pseudomonads

Residue and heavy metal analysis

Concentrations of heavy metals in filter cake clay were similar to those in peat + SBL casing, except chromium (Cr) which was higher in the peat-based casing, and copper (Cu) and (Zn) where higher values were obtained in the clay (Table 24). Values for arsenic (As), cadmium (Cd), and mercury (Hg) were lower in recycled rockwool than in peat + SBL casing, but values for cobalt (Co), chromium (Cr), copper (Cu), nickel (Ni) and Zinc (Zn) were higher. However, all the heavy metal values in peat + SBL casing, filter cake clay and recycled rockwool were below the regulatory limit for land application for organic wastes, except nickel in one of the samples of recycled rockwool.

Heavy metal contents except copper and zinc were below detectable limits in all first and second flush mushrooms sampled (Table 30). Copper and zinc contents in mushrooms grown on peat + SBL, 25% recycled rockwool or 12.5% clay were similar, although the concentrations were consistently higher in the second flush than in the first (Table 30).

Table 29. Heavy metal analysis of casing ingredients; maximum and minimum values in three analyses, mg/kg dry weight.

Heavy metal	Peat casing		Recycled rockwool		Filter cake clay		Regulatory limit*
	Min.	Max.	Min.	Max.	Min.	Max.	
As	<0.4	0.9	-	<0.4	<0.4	0.9	5
Cd	<0.1	0.2	-	<0.1	-	<0.1	0.75
Co	-	<0.05	1.3	4.0	-	<0.05	75
Cr	<0.1	3.1	10	67	<0.1	1.1	70
Cu	<0.05	5.2	10	30	<0.05	9.1	70
Hg	<0.01	0.02	-	<0.01	<0.01	0.02	0.4
Ni	<1.0	1.1	5	50	<1.0	0.9	25
Pb	<0.1	0.6	<0.1	13	<0.1	0.5	45
Zn	<0.05	8.6	100	120	<0.05	66.7	200

* EU and UKROFS regulatory limits for composts applied to agricultural land (European Commission, 2004)

Table 30. Heavy metal analysis of mushrooms grown on peat/SBL casing and casings substituted with 25% recycled rockwool or 12.5% clay, and EU regulatory limit for mushrooms, mg/kg dry weight.

Heavy metal	Peat casing		Recycled rockwool		Clay		EU limit*
	1st	2nd	1st	2nd	1st	2nd	
As	<0.4	<0.4	<0.4	<0.4	<0.4	<0.4	-
Cd	<0.1	<0.1	<0.1	<0.1	<0.1	<0.1	0.2
Co	<0.05	<0.05	<0.05	<0.05	<0.05	<0.05	-
Cr	<0.1	<0.1	<0.1	<0.1	<0.1	<0.1	-
Cu	23.4 - 23.8	47.2 – 48.1	22.3	56.5	23.0	46.9	-
Hg	<0.01	<0.01	<0.01	<0.01	<0.01	<0.01	0.3
Ni	<1.0	<1.0	<1.0	<1.0	<1.0	<1.0	-
Pb	<0.1	<0.1	<0.1	<0.1	<0.1	<0.1	0.3
Zn	40.6 - 43.5	70.5 - 74.2	46.7	81.9	45.3	70.9	-

* EU limit for *Agaricus* mushrooms (European Commission, 2001).

Trace levels of residues of several pesticides approved for tomatoes, cucumbers and strawberries were detected in the recycled rockwool and spent coir (Tables 31 and 32). Azoxystrobin, Bupirimate, Cyprodinil, Fludoxinil and Myclobutanil were detected in four out of five samples of recycled rockwool. All the other pesticides were only detected in one out of five samples. Boscalid, Dimethomorph, Myclobutanil and Penconazole were detected in both samples of spent coir tested. All of the pesticide residues detected were below the EU maximum residue limits (MRLs) for tomato fruit, except Fludoxinil and Myclobutanil in recycled rockwool and Quinoxifen in spent coir. However, all of the residue levels detected in the recycled rockwool and coir samples were below the MRLs for tomato fruit when used at 25% by volume in peat casing. No pesticide residues were detected in any of the first or second flush mushrooms grown on 25% recycled rockwool or 25% spent coir casings.

Table 31. Maximum and minimum pesticide residues detected by Groen Agro in five samples of granulated 6-month composted used rockwool slabs obtained from Grodan and Materialchange, and EU maximum residue levels in tomato fruit (mg/kg). Detection threshold was 0.01 mg/kg.

Pesticide	Detection method	Min	Max.	Positive samples	MRL tomato
Azoxystrobin	LC-MS	0.32	1.00	4	3.0
Boscalid	LC-MS	0.03	0.15	1	3.0
Bupirimate	LC-MS	0.12	0.42	4	2.0
Carbendazim	LC-MS	-	0.01	1	0.3
Cyprodinil	LC-MS	0.14	0.55	4	1.0
Fludioxonil	GC-MS	1.12	3.70	4	1.0
Imazalil	LC-MS	-	0.01	1	0.5
Imidacloprid	LC-MS	-	0.01	1	0.5
Iprodione	GC-MS	-	0.02	1	5.0
Metalaxyl	GC-MS	0.03	0.13	1	0.3
Myclobutanil	LC-MS	0.27	0.65	4	0.3

Table 32. Maximum and minimum pesticide residues detected by Groen Agro in two samples of used spent coir, and EU maximum residue levels in tomato fruit (mg/kg). Detection threshold was 0.01 mg/kg.

Pesticide	Detection method	Min	Max.	MRL tomato
Boscalid	LC-MS	0.04	0.23	3.0
Dimethomorph	LC-MS	0.09	0.30	1.0
Myclobutanil	LC-MS	0.14	0.15	0.3
Penconazole	GC-MS	0.01	0.04	0.1
Quinoxifen	LC-MS	-	0.06	0.02

Discussion

This work has shown that a suitable mushroom casing can be prepared from black blocking peat and milled peat fines. However, unlike casing prepared from wet dug peat, this casing requires rewetting before use, although blocking peat readily absorbs moisture and does not require pre-soaking such as brown milled peats that were used for mushroom casing more than 20 years ago. For farms that no longer have casing mixers, some reinvestment would be required for such a casing to be used. However, the material is cheaper to transport due to lower water content and availability of materials in the Britain.

The effects of adding 25% bark fines or GWC on mushroom yield were inconsistent between farms. However, addition of 12.5% of bark fines or 6.3% each of bark fines and GWC to peat casing, with additional water, was either beneficial or neutral to mushroom yield. The latter mix would be cheaper than 12.5% bark because GWC is cheaper than bark. The composted bark fines and GWC were shown to be mature and stable according to a maturity test based on CO₂ evolution from samples.

Recycling spent casing at 25% worked better with Harte casing than with Everris casing although the latter mix may work better if more water is added. Recycled casing is only suitable if cooking out is used, and this is not practiced on all farms. Although machinery is available for separating casing on emptying in shelves, it is an expensive option and not suitable for tray farms. The trials have shown that a separating mesh inserted between the compost and casing layers is a possible option; further work is needed to identify a plastic mesh that will avoid mushroom yield loss but will facilitate casing removal after cook-out. Due to the risk of disease spread and problems with weed moulds, casing producers do not want to receive this material and mixing on-farm would require additional equipment. The use of salt for disease control must be minimized and spraying of casing with disinfectants at the end of cropping must be avoided, otherwise the recycled casing will be contaminated. For tray farms, heavily salted trays can be avoided for recycling. A mixture of salt and fine sand could be used for disease control in order to minimize the amount of salt applied. The validation trials showed that recycled casing (and possibly bark or GWC) could be readily mixed into fresh casing using existing casing hoppers and shelf filling equipment. If recycled on the same farm, spent casing is not considered to be a waste.

Casing including 25% granulated recycled rockwool slabs produced mushroom yields comparable with peat casings at all three farms where it was tested, and it did not stick to the mushrooms. Although trace levels of approved pesticide residues were detected in the raw material, they were below the MRL for tomato fruit when used at 25% in casing and no pesticide residues were detected in the mushrooms. However, the material would require a

waste license from the EA if used commercially for producing mushroom casing (it currently has an EA low risk waste exemption for re-use in growing slabs). In view of the limited supply of this material in Britain (about 8,000 cubic metres per year) it is only likely to be viable if the much larger quantities in the Netherlands and Belgium (around 60,000 cubic metres per year) are also available for use as mushroom casing. Discussions with Dutch and Belgian casing producers indicated that they are not currently interested in preparing a waste exemption since the quantities available do not satisfy the requirements of their markets.

The effect of adding filter cake clay to casing at 12.5% or at 6.3% in a 3-way mix with bark and GWC on mushroom yield was not significant. However, addition of clay at 20% was detrimental to mushroom yield. The material was difficult to blend evenly in the casing and its high bulk density would increase transport costs.

The results have shown that casing materials with a volumetric water retention at saturation of at least 67% were more suitable than materials with a lower water retention when saturated. However, there was no relationship between casing water retention above 67% and mushroom yield obtained from different casings. Maintaining a casing water volume of at least 61% during cropping produced a better yield than maintaining a lower water volume.

Within the range of values obtained in this work, there were no relationships between mushroom yield and the other physical characteristics of casing that were measured: air filled porosity, water drained out of a saturated sample, and compacted bulk density. Electrical conductivity (135 to 750 $\mu\text{S}/\text{cm}$) and pH (7.08 to 7.95) also did not influence mushroom yield.

Casing water tensions were consistently greater in the second flush than in the first flush across all the farms; this is in spite of second flush yields being similar or lower than first flush yields. This indicates that water stress is greater in the second flush than in the first, and that more water needs to be applied after the first flush, without draining into the compost.

The occurrence of bacterial blotch was not primarily related to the initial population of *Pseudomonas* sp. in casing materials. Blotch was mainly associated with farm C which may have had environmental conditions conducive to the disease. Watering at farm C, determined from tensiometer data, was similar to that at farms A, B and D. The occurrence of blotch generally corresponded with positive results obtained with a Taqman PCR test for *P. tolaasii* on casing samples taken after the 2nd flush, although blotched mushrooms were obtained from casing treatments that tested negative and *vice versa*. This was probably due to the variability in *Pseudomonas* populations in casing on trays. Large populations of *Pseudomonas* sp. in the casing ($>10^8$ cfu/g) after the 2nd flush generally corresponded with

the occurrence of moderate or severe bacterial blotch. However, smaller increases in *Pseudomonas* sp. population during the cropping period of less than x25 were more usual and were not indicative of the occurrence or absence of blotch. This increase in population and final counts *Pseudomonas* sp. of 10^6 - 10^7 cfu/g are similar to those found previously for peat-based casing (Noble et al. 2003; Noble et al. 2009). In Project M 54, mushroom culture in high humidity and conducive to blotch resulted in higher than usual casing populations of *Pseudomonas* sp. (10^8 cfu/g) (Elphinstone et al, 2012).

Conclusions

The supply of wet dug peat has been discontinued in Britain and dwindling supplies in Germany are also of concern to casing manufacturers in the Netherlands and Belgium.

1. Other types of peat and peat production by-products are available in Britain in sufficient quantities to supply the mushroom industry.
2. A review showed that the most promising alternatives to peat were composted bark fines, granulated recycled rockwool slabs, spent coir from grow bags, PAS 100 green waste compost, and filter cake clays.
3. Mushroom yields and quality from an Everris casing prepared from partially dried blocking peat and milled peat fines were similar to Harte and Topterra casings prepared from wet dug peats.
4. The effects of adding 25% bark fines on mushroom yield were inconsistent between farms; however, addition of 12.5% of bark fines or 6.3% each of bark fines and GWC to peat casing was either beneficial or neutral to mushroom yield.
5. GWC was unsuitable at an inclusion rate of 25% but at 12.5% had no overall effect. It was best used at 6.3% in conjunction with a similar volume of bark; this blend would also be cheaper than using 12.5% bark.
6. The effect of addition of 25% recycled rockwool at all three farms where it was tested and in three types of casing was not significant compared with the respective peat control casings.
7. Recycling spent casing at 25% had no overall effect on mushroom yield. Casing with salt or disinfectant must be avoided for use in recycling in casing. A MushComb casing separator machine and inserting a plastic mesh between the compost and casing layers were shown to be possible options in recycling spent casing.
8. Filter cake clay at 20% reduced mushroom yield but the effect of 12.5% clay was not significant. However, the material was difficult to mix evenly through the casing.
9. Spent coir was unsuitable for casing because it encouraged green mould.

10. Casing materials with a volumetric water retention at saturation of at least 67% were more suitable than materials with a lower water retention when saturated
11. Maintaining a casing water volume of at least 61% during cropping produced a better yield than maintaining a lower water volume in the casing.
12. Casing water tensions were consistently greater in the second flush than in the first across all the farms in spite of second flush yields being similar or lower than first flush yields; this indicates that more water needs to be applied after the first flush, without draining into the compost.
13. The occurrence of bacterial blotch was not primarily related to the initial population of *Pseudomonas* sp. in casing materials; blotch was mainly associated with one farm which may have had environmental conditions conducive to the disease.
14. The occurrence of blotch generally corresponded with positive results obtained with a Taqman PCR test for *P. tolaasii* on casing samples taken after the 2nd flush, although blotched mushrooms were obtained from casing treatments that tested negative and *vice versa*.
15. Large increases in *Pseudomonas* sp. populations in the casing from application to after the 2nd flush generally corresponded with the occurrence of bacterial blotch or severe blotch.

Glossary

AFP Air filled porosity

CBD Compacted bulk density

CT Critical Threshold: lower values indicate higher DNA levels (e.g. for pseudomonads)

CI casing inoculum

EA Environment Agency (UK)

EC Electrical conductivity

GWC Mature green waste compost

MRL Maximum residue level

MRF Multi-roll filter cake, a coal mining industry clay by-product

NVZ Nitrate vulnerable zone

PCR Polymerase chain reaction

SBL Sugar beet lime

SMC Spent mushroom compost

References

- Anonymous (2010a) Ministerio de la Presidencia; 11153 *Real Decreto 865/2010, de 2 de julio, sobre sustratos de cultivo*. I. Disposiciones Generales. Boletín Oficial Estado. Núm. 170 Miércoles 14 de julio de 2010 Sec. I. Pág. 61831. www.boe.es.
- Anonymous (2010b) AFNOR, Amendements organiques – Denominations specifications et marquage – Texte compile de la norme NF U44-051 d'avril 2006 et de son amendement 1 de decembre 2010. www.afnor.org/.
- Anonymous (2011) EC009-24 Environment Agency guidance on low risk waste activities. Version 51. UK Environment Agency.
- Anonymous (2013) Bundesministeriums der Justiz. Verordnung über die Verwertung von Bioabfällen auf landwirtschaftlich, forstwirtschaftlich und gärtnerisch genutzten Böden (Bioabfallverordnung - BioAbfV). Bioabfallverordnung in der Fassung der Bekanntmachung vom 4. April 2013 (BGBl. I S. 658). www.juris.de.
- Barry J et al (2008) Partial substitution of peat with spent mushroom substrate in mushroom casing blends. *Science and Cultivation of Edible and Medicinal Mushrooms: Mushroom Science XVII*: 288-309.
- Booyens (2012) Mushroom industry has the option to stop depleting natural resources. 10 August 2012, <http://www.engineeringnews.co.za>
- Colauto, N.B., da Silveira, A.R., da Eira, A.F., Linde, G.A. (2010) Alternative to peat for *Agaricus brasiliensis* yield. *Bioresource Technology* 101: 712–716.
- Colauto, N.B., da Silveira, A.R., da Eira, A.F., Linde, G.A. (2011) Production flush of *Agaricus blazei* on Brazilian casing layers. *Brazilian Journal Microbiology* 42: 616-623.
- De Juan, J.A., Pardo, A., Pardo, J.E. (2003) Effect of different casing materials on production and quality of the cultivated mushroom. *Advances in Horticultural Science* 17:141-148.
- de Siqueira, F.G., Dias, E.S. , da Silva, R., Martos, E.T., Rinker, D.L. (2009) Cultivation of *Agaricus blazei* ss. Heinemann using different soils as source of casing materials. *Scientia Agricola* 66: 827-830
- Elphinstone J, Hodgetts J, Noble R, Dobrovin-Pennington A (2012) Mushroom casings: Screening of microbial populations in relation to mushroom quality. AHDB Horticulture Report M 54
- European Commission (2001) Commission Regulation (EC) No 466/2001 of 8 March 2001 setting maximum levels for certain contaminants in foodstuffs. Official J. of the European Commission L77/1 - 13.
- European Commission (2004) http://ec.europa.eu/environment/waste/compost/pdf/hm_annex2.pdf. Heavy metals and organic compounds from wastes used as organic fertilisers. Annex 2 Compost quality definition – legislation and standards.
- Garcia BS, Royse DJ, Sanchez JE (2008) Vermicompost in substrate and casing formulas for cultivation of brown *Agaricus bisporus*. Fifth International Conference on Mushroom Biology and Mushroom Products. 243-248.
- Llewellyn RH (2005) Development of a standard laboratory based test to measure compost stability. Report ORG0020. WRAP Banbury, Oxon.
- Mead A, Noble R (2004) Reducing variability in mushroom cropping experiments. *Science and Cultivation of Edible and Medicinal Fungi*. pp. 323-333.
- Nair NG, Bradley JK (1981) Recycling waste plant products as casing materials in mushroom cultivation. *Mushroom Science* XI:147-152.
- Noble R (2011) Mushrooms: Desk study/literature review of the potential alternative materials to peat in mushroom casing. AHDB Horticulture Report M 55.
- Noble R, Gaze R (1995) Properties of peat-based casing materials and peat substitutes. *Mushroom Science* XIV.
- Noble R, Dobrovin-Pennington A. (2000) Substitution of peat in mushroom casing. AHDB Horticulture Report M 38.

- Noble R. & Coventry E. (2005) Suppression of soil-borne plant diseases using composts: A review. *Biocontrol Science and Technology* 15: 3-20.
- Noble R, Dobrovin-Pennington A. (2012) Mushrooms: Developing new sustainable mushroom casings in relation to supply of raw materials, and mushroom cropping and quality. AHDB Horticulture Report M 53.
- Noble R, Dobrovin-Pennington A, Evered CE, Mead A (1999) properties of peat-based casing soils and their influence on the water relations and growth of the mushroom (*Agaricus bisporus*). *Plant and Soil* 207: 1-13.
- Noble R., Fermor T.R., Lincoln S., Dobrovin-Pennington A., Evered C., Mead A. & Li R. (2003) Primordia initiation of mushroom (*Agaricus bisporus*) strains on axenic casing materials. *Mycologia*. 95: 620-629.
- Noble R., Dobrovin-Pennington A., Hobbs P.J., Pederby J., Rodger A. (2009) Volatile 8-carbon compounds and pseudomonads influence initiation of *Agaricus bisporus* primordia. *Mycologia* 101:583-591.
- Oei P (2011) First SMC separator. Mushroom Business 50: 14-15.
- Pardo A, Juan, J A de; Pardo J E (2003) Performance of composted vine shoots as a peat alternative in casing materials for mushroom cultivation. *Journal Applied Horticulture* 5: 11-15.
- Rangel JI , Leal H, Palacios-Mayorga S, Sánchez S, Ramirez R, Méndez-García T (2008) Coconut fibre as casing material for mushroom production. *Terra Latinoamericana* 24: 207-213.
- Sturgeon C (2011) Growth media and a method of growing fungi of enhanced flavour and shelf life. United States Patent Application 20110154729.
- van Rooyen L (2012) Sustainable mushroom growing, *Farmers Weekly* (South Africa) 3 August 2012.
- Visscher H (1988) Casing soil. In: *The Cultivation of Mushrooms* (ed) LJLD van Griensven. Darlington Laboratories, UK.
- Zakaei M, Bazayr S, Khanebad M (2013) Post technology casing with use of the vermicompost in mushroom (*Agaricus bisporus* (L.) Sing.) cultivation. *Scientific Information Database (SID)*
www.sid.ir/en/ViewPaper.asp?ID=201935&varStr=3;...;4.
- Zied, D.C. , Minhoni, M.T.A., Kopytowski-Filho, J., Andrade, M.C.N. (2011) Production of *Agaricus blazei* ss. Heinemann (*A. brasiliensis*) on different casing layers and environments. *World Journal of Microbiology and Biotechnology* 26: 1857-1863.